

The background of the page is a photograph of three medical students in white lab coats and blue stethoscopes. They are gathered around a desk, looking at a computer monitor. The student on the left is a woman with long brown hair, the middle one is a woman with dark hair tied back, and the one on the right is a man. They all appear to be engaged in a collaborative learning activity. A semi-transparent red rounded rectangle is overlaid on the top part of the image, containing the course title.

**Cardiff MRCS Course:
Final Revision for MRCS OSCE
(Includes Basic Sciences and Procedural Skills)**

Feedback - May 2019

Cardiff MRCS Course: Final Revision for MRCS OSCE (Includes Basic Sciences and Procedural Skills)

This two-day intensive course was specifically designed for candidates appearing for the MRCS exam in May 2019. The course was suitable for candidates who had done adequate prior revision and wished to brush-up on the whole exam syllabus, distributed within the 18 stations, in 2 days. The course involved a series of short interactive sessions and focused discussion highlighting the 'must know' areas. Candidates were taken through the 'high yield' core topics in Applied Basic Sciences, and Clinical Knowledge and its application. The course also provided practice of clinical examination and communication skills, and commonly tested procedural skills. This two-day course was calculated to be worth a minimum of 60 hours of individual revision.

Topics Covered:

- o Applied Surgical Anatomy
- o General Physiological Principles
- o General and System Specific Pathology
- o Principles of Surgery in General
- o Overview of Clinical Examination and Communication Skills
- o Practice of Procedural Skills

Course Information

Course Date:	4th and 5th May 2019
Venue:	School of Biosciences, Cardiff University
Attendance:	18 Delegates
Aimed at:	Candidates Preparing for the MRCS OSCE Examination
Course Fee:	£365.00



Programme

DAY 1

- 0815 Venue Opens
- 0820 - 0830 Registration
- 0830 - 0840 Exam Format, Marking and OSCE Pointers
- 0840 - 1000 REVISION OF OSCE QUESTIONS IN ANATOMY (1)
Head, Neck, Lower Limb
- 1010 - 1135 REVISION OF PATHOLOGY (1)
- General Pathology
 - System-Specific Pathology
 - Vascular Pathology and Ulcers

1135 - 1150 Break and Refreshments

- 1155 Arrive at Anatomy Centre (Dissection Room)
- 1200 - 1350 PROSECTIONAL ANATOMY AND RELEVANT OSTEOLOGY:
Circuit 1
- Shoulder, Brachial Plexus, Arm, Elbow, Forearm, Hand, Hip, Gluteal Region, Thigh, Knee, Leg, Ankle, Head, Face, Neck, Anterior Abdominal Wall, Inguinal Region, Abdominal Contents, Solid Organs of the Abdomen, Pelvis, Thorax, Mediastinum, Heart and Lungs

1350 - 1430 Lunch

- 1430 - 1620 PROSECTIONAL ANATOMY AND RELEVANT OSTEOLOGY:
Circuit 2
- Shoulder, Brachial Plexus, Arm, Elbow, Forearm, Hand, Hip, Gluteal Region, Thigh, Knee, Leg, Ankle, Head, Face, Neck, Anterior Abdominal Wall, Inguinal Region, Abdominal Contents, Solid Organs of the Abdomen, Pelvis, Thorax, Mediastinum, Heart and Lungs

1620 - 1640 Break and Refreshments

Programme

- 1640 - 1800 COMMUNICATION SKILLS
- Information Giving
 - Information Gathering
 - Breaking Bad News
 - Consent
 - Referral
 - Telephone Conversation
- 1800 - 1845 REVISION OF OSCE QUESTIONS IN ANATOMY (2)
Thorax, Abdomen, Upper Limb
- 1845 - 1930 APPLIED SURGICAL SCIENCES AND CRITICAL CARE (1)
- General Principles
 - Local Anaesthetics
 - Physiological Parameters
- 1930 **End of Day 1**

DAY 2

- 0815 Venue Opens
- 0820- 0830 Registration
- 0830 - 0945 REVISION OF PATHOLOGY (2)
- Cancer Pathology – Thyroid
 - Cancer Pathology – Testis
 - Cancer Pathology – Melanoma
 - Cancer Pathology – Skin Cancers
 - Cancer Pathology – Colon
 - Cancer Pathology – Bones
 - Cancer Pathology – Salivary Glands

0945 - 1000

Break and Refreshments

Programme

- 1000 - 1300 CLINICAL AND PROCEDURAL SKILLS
- Knot Tying
 - Excision of Lesion
 - Suturing Techniques, Sutures and Needles
 - Fine Needle Aspiration Cytology
 - Wound Debridement and Management
 - Urinary Catheterisation
 - Cannulation of a High Risk Patient
 - Venepuncture
 - Arterial Blood Gas Analysis
 - Lumbar Puncture

1300 - 1345

Lunch

- 1345 - 1645 CLINICAL EXAMINATION
- Examination of the Hip
 - Examination of the Knee
 - Examination of the Spine/Back
 - Examination of the Shoulder
 - Examination of the Arterial System
 - Examination of the Venous System
 - Examination of the Abdomen
 - Examination of the Neck

1645 - 1700

Break and Refreshments

- 1700 - 1845 APPLIED SURGICAL SCIENCES AND CRITICAL CARE (2)
- Management of Burns
 - Calcium Metabolism
 - Metastatic Bone Disease
 - Spinal Cord Lesions and Cord Syndromes
 - Trauma Management
 - Reconstructive Surgery

1900 End of Course

Faculty List

Mr Abdelaleem Ragab, MBChB, MCh, MRCS

Registrar in Trauma and Orthopaedic Surgery
Nevill Hall Hospital, Abergavenny

Ms Clare Carpenter, BSc (Anat), MB BCh, MRCS (Eng), MD, FRCS (T&O)

Consultant Paediatric Orthopaedic Surgeon
University Hospital of Wales, Cardiff

Mr Hemant Singh, MBBS, MS, MRCS

Registrar in Trauma and Orthopaedic Surgery
University Hospital of Wales, Cardiff

Mr James Olivier, BMBS, BMedSci, MRCS

Speciality Trainee in General Surgery
Musgrove Park Hospital, Taunton

Mr Rhys Morris, MBChB, BSc, MSc, MRCS, PGCMed Ed

Registrar in Trauma and Orthopaedics
Wales Deanery, United Kingdom

Mr Umair Aslam, MRCS, FRCS

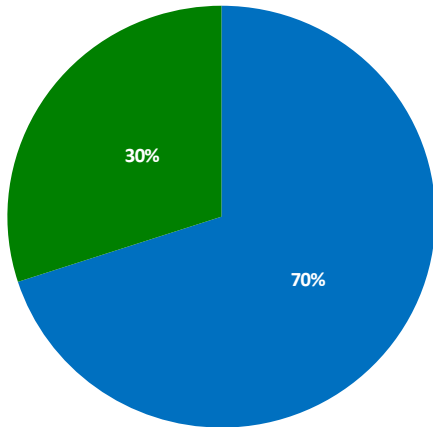
Senior Registrar in Cardiothoracic Surgery
Morrison Hospital, Swansea

Miss Yan Mei Goh, MBChB, MRCS, PGDip Clin Ed.

PhD Research Fellow - Imperial College London
Speciality Registrar in General Surgery
Oxford Deanery
Lecturer and Surgical Tutor - Doctors Academy

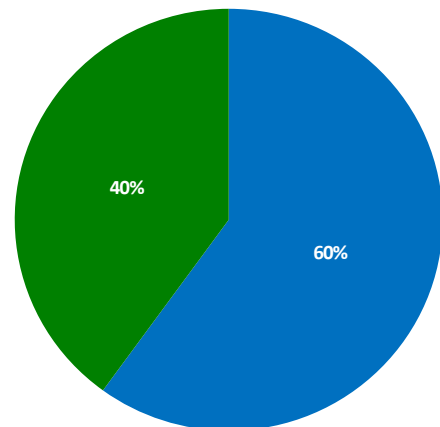
Overall Teaching Feedback

How useful was the overview session on the head, skull base and face?



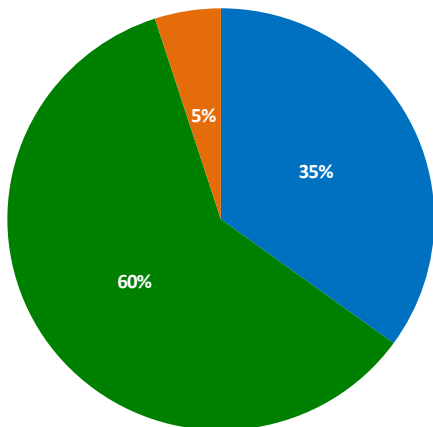
■ Extremely useful ■ Very useful ■ Useful
 ■ Reasonably useful ■ Not useful

How useful was the overview session on the neck?



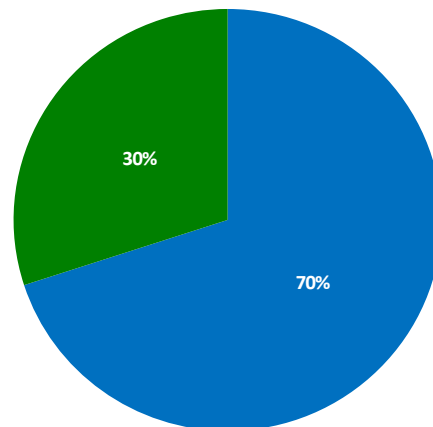
■ Extremely useful ■ Very useful ■ Useful
 ■ Reasonably useful ■ Not useful

How useful was the overview session on the lower limb?



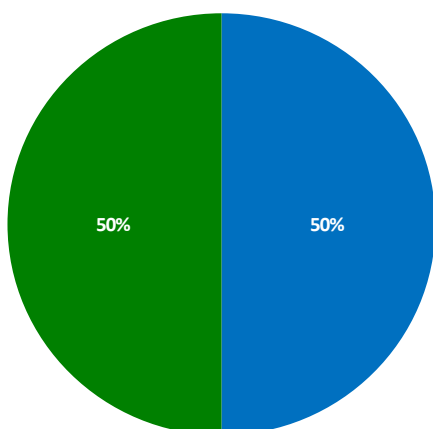
■ Extremely useful ■ Very useful ■ Useful
 ■ Reasonably useful ■ Not useful

Upper Limb



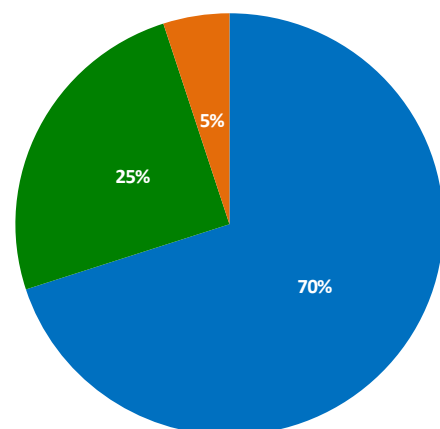
■ Excellent ■ Very good ■ Good ■ Poor ■ Very bad

Lower Limb



■ Excellent ■ Very good ■ Good ■ Poor ■ Very bad

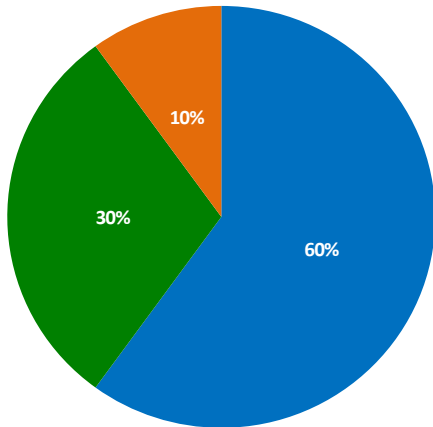
Thorax and Mediastinum



■ Excellent ■ Very good ■ Good ■ Poor ■ Very bad

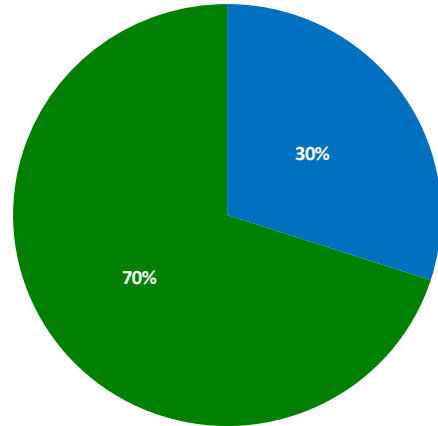
Overall Teaching Feedback

Abdomen



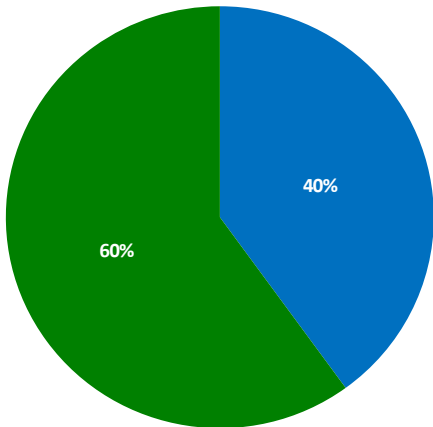
■ Excellent ■ Very good ■ Good ■ Poor ■ Very bad

How useful were the communication skills stations on cancelled operation, self-discharge, consenting for parotidectomy and telephone conversation with consultant?



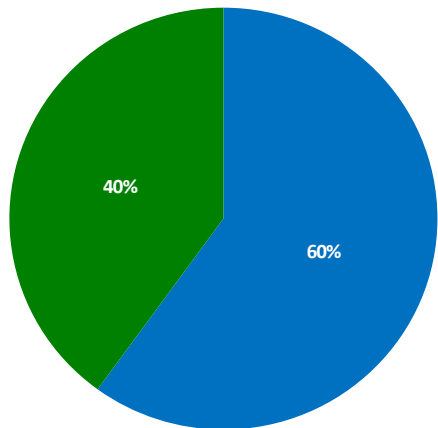
■ Extremely useful ■ Very useful ■ Useful
■ Reasonably useful ■ Not useful

How useful were the communication skills stations on consenting for laparoscopic cholecystectomy, carcinoid syndrome and history taking for breast cancer?



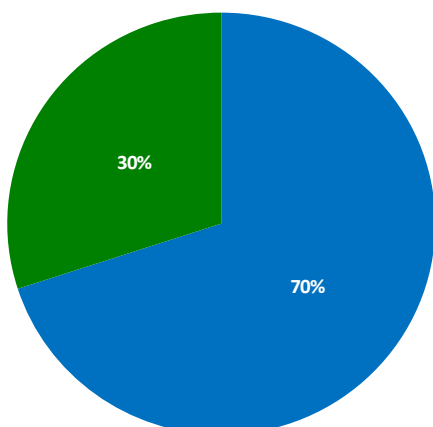
■ Extremely useful ■ Very useful ■ Useful
■ Reasonably useful ■ Not useful

Did the sessions encourage you to use appropriate words and phrases when communicating with patients (or actors)?



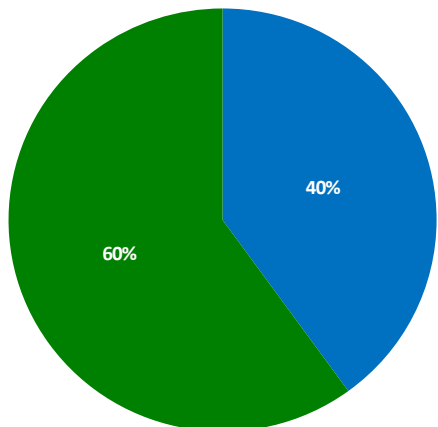
■ Most certainly ■ Certainly ■ Probably ■ Unlikely ■ Not at all

How useful was the session on thyroid cancers?



■ Extremely useful ■ Very useful ■ Useful
■ Reasonably useful ■ Not useful

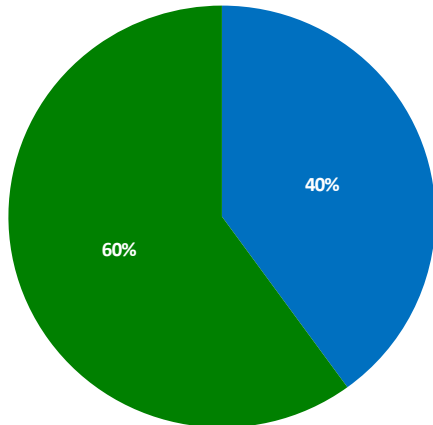
Overview of Cutaneous Malignancies?



■ Extremely useful ■ Very useful ■ Useful
■ Reasonably useful ■ Not useful

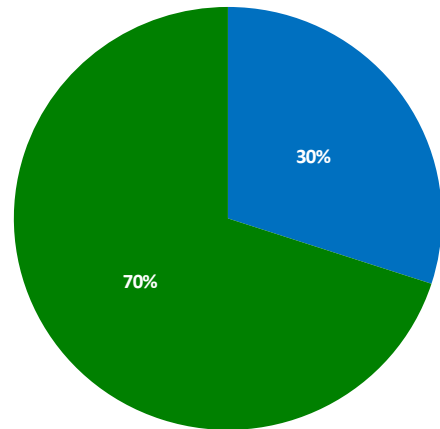
Overall Teaching Feedback

Overview of Malignant Melanoma and Sentinal Lymph Node Biospy?



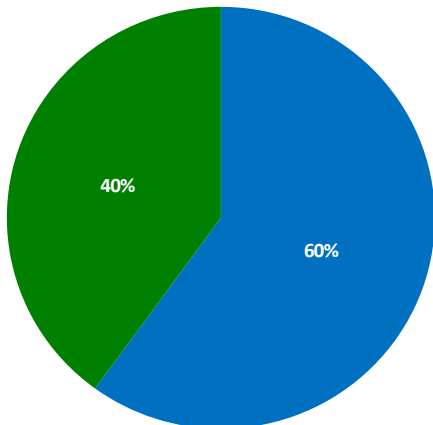
■ Extremely useful ■ Very useful ■ Useful
 ■ Reasonably useful ■ Not useful

Overview of Testicular Tumours?



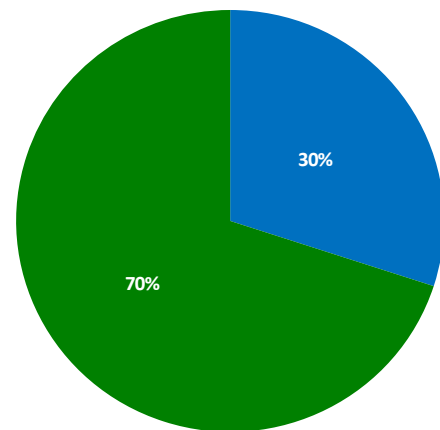
■ Extremely useful ■ Very useful ■ Useful
 ■ Reasonably useful ■ Not useful

Overview of Colorectal Pathologies and Malignancies?



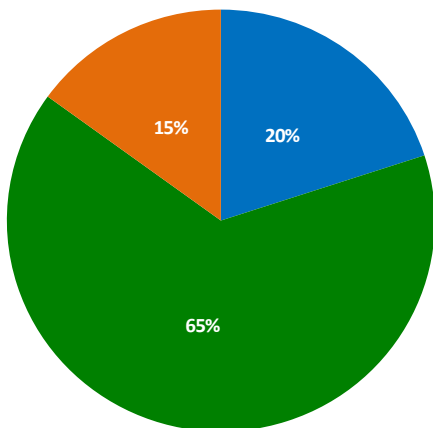
■ Extremely useful ■ Very useful ■ Useful
 ■ Reasonably useful ■ Not useful

Male Urinary Catheterisation



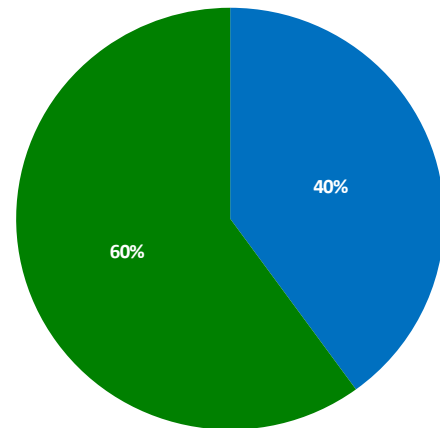
■ Excellent ■ Very good ■ Good ■ Poor ■ Very bad

Venepuncture of High Risk Patient



■ Excellent ■ Very good ■ Good ■ Poor ■ Very bad

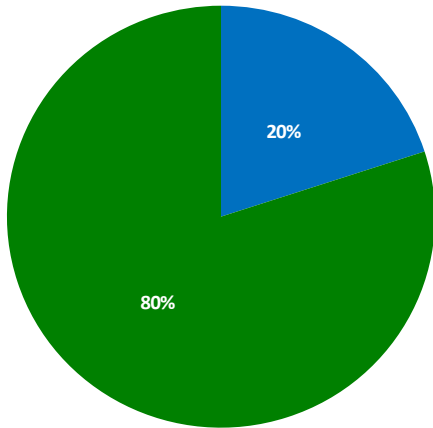
Knot Tying



■ Excellent ■ Very good ■ Good ■ Poor ■ Very bad

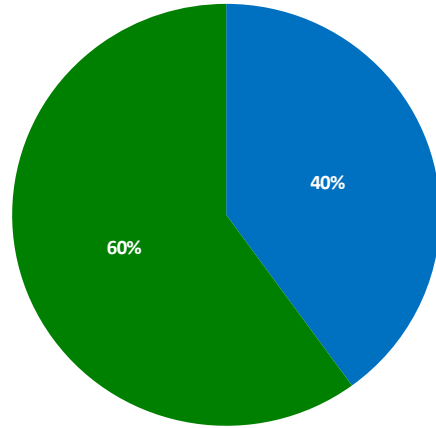
Overall Teaching Feedback

Suturing Techniques



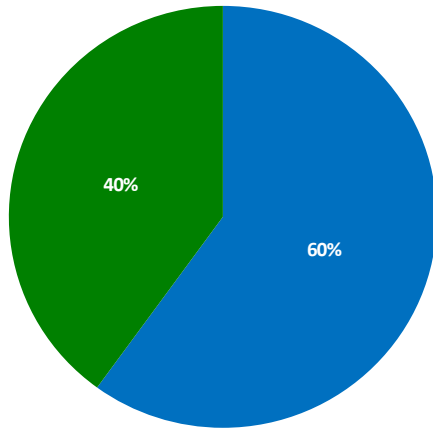
■ Excellent ■ Very good ■ Good ■ Poor ■ Very bad

ABG and Interpretation of ABG Results



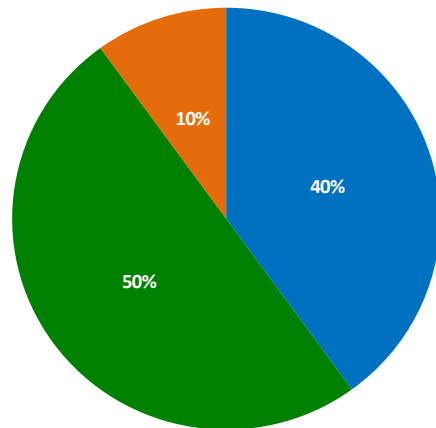
■ Excellent ■ Very good ■ Good ■ Poor ■ Very bad

Surgical Excision of a Naevus



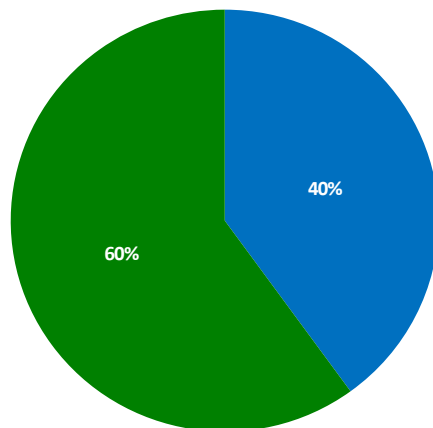
■ Excellent ■ Very good ■ Good ■ Poor ■ Very bad

Debridement of a Contaminated Wound



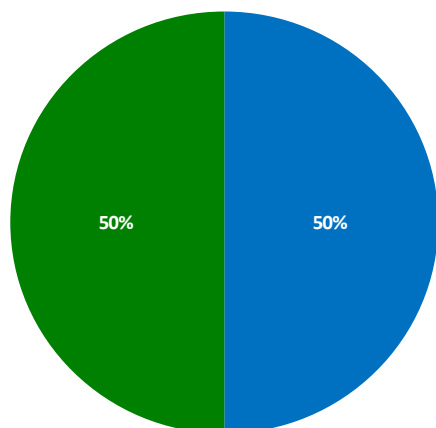
■ Excellent ■ Very good ■ Good ■ Poor ■ Very bad

Fine Needle Aspiration Cytology



■ Excellent ■ Very good ■ Good ■ Poor ■ Very bad

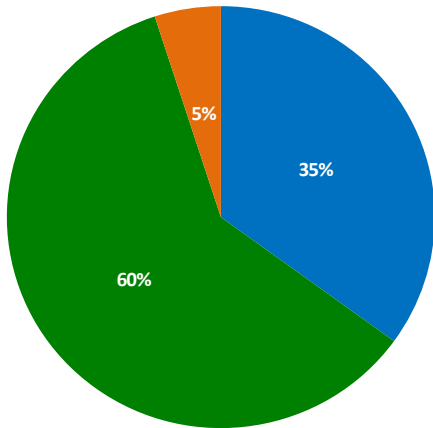
Vascular Examination



■ Excellent ■ Very good ■ Good ■ Poor ■ Very bad

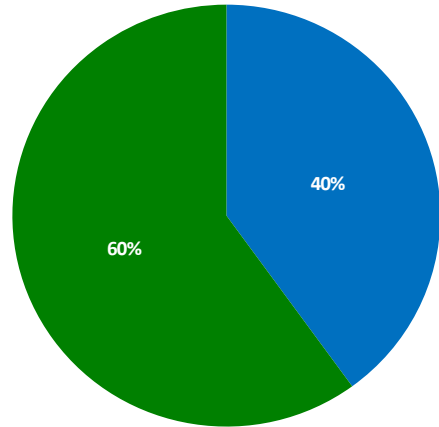
Overall Teaching Feedback

Back and Shoulder



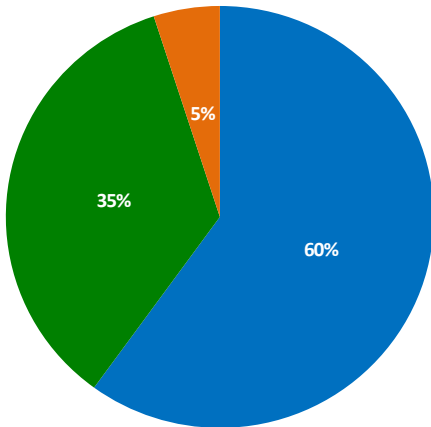
■ Excellent ■ Very good ■ Good ■ Poor ■ Very bad

Abdomen



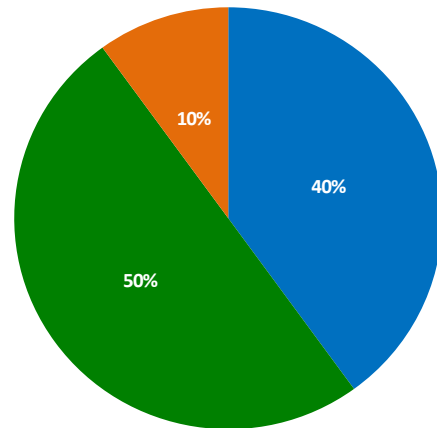
■ Excellent ■ Very good ■ Good ■ Poor ■ Very bad

Hip and Knee



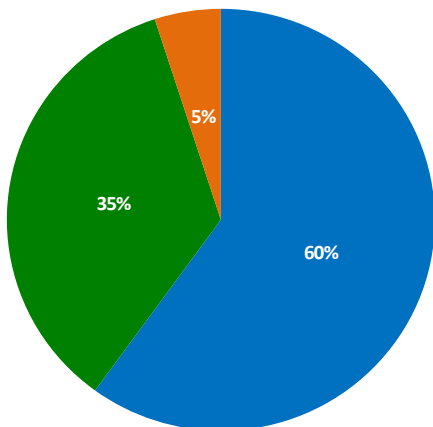
■ Excellent ■ Very good ■ Good ■ Poor ■ Very bad

Discussion on Skull Base?



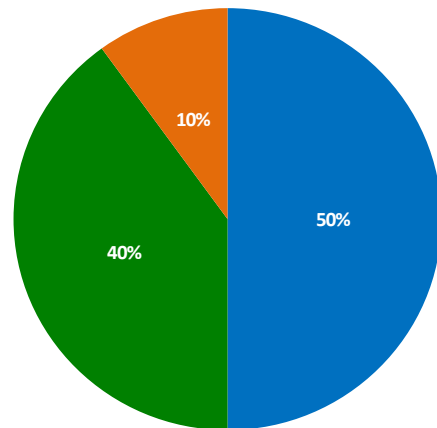
■ Extremely useful ■ Very useful ■ Useful
■ Reasonably useful ■ Not useful

Discussion on Pelvis/Perineum?



■ Extremely useful ■ Very useful ■ Useful
■ Reasonably useful ■ Not useful

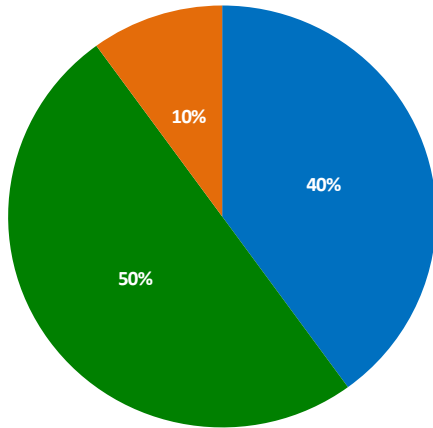
Discussion on Autonomic Nervous System?



■ Extremely useful ■ Very useful ■ Useful
■ Reasonably useful ■ Not useful

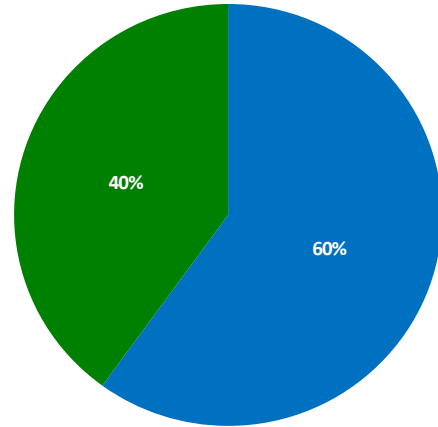
Overall Teaching Feedback

Discussion on Spinal Cord Syndromes/Lesions?



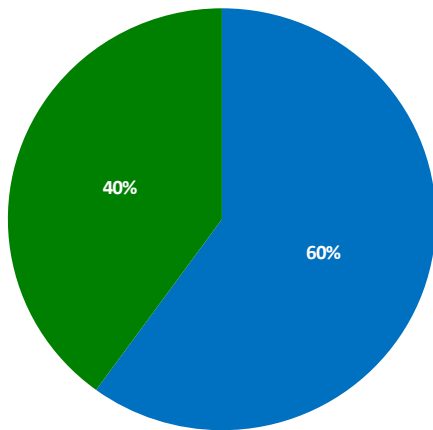
■ Extremely useful ■ Very useful ■ Useful
 ■ Reasonably useful ■ Not useful

How useful was the general revision and overview of topics at the end of the course?



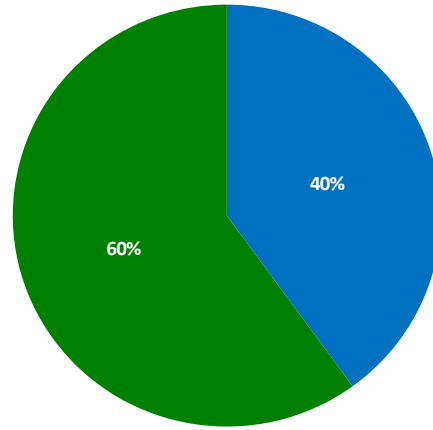
■ Extremely useful ■ Very useful ■ Useful
 ■ Reasonably useful ■ Not useful

How were the facilities and venue?



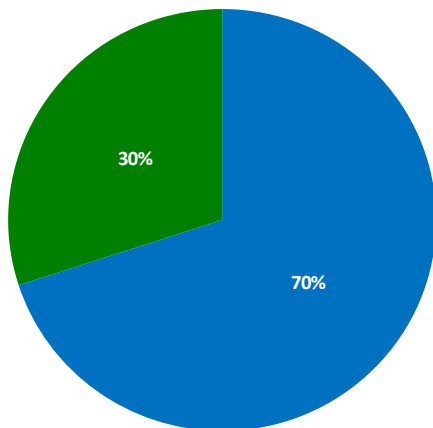
■ Excellent ■ Good ■ Neutral ■ Fair ■ Poor

How were the refreshments and lunch?



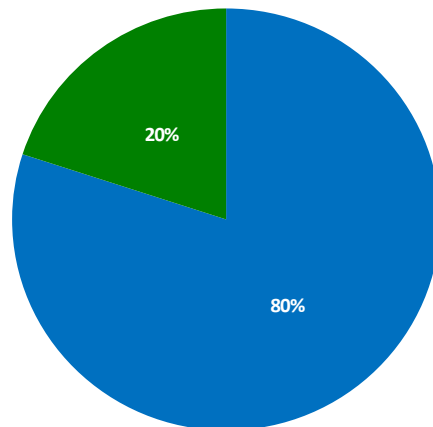
■ Excellent ■ Good ■ Neutral ■ Fair ■ Poor

How was the general friendliness of the faculty and organisers?



■ Very friendly ■ Friendly ■ Neutral
 ■ Not very friendly ■ Can't comment

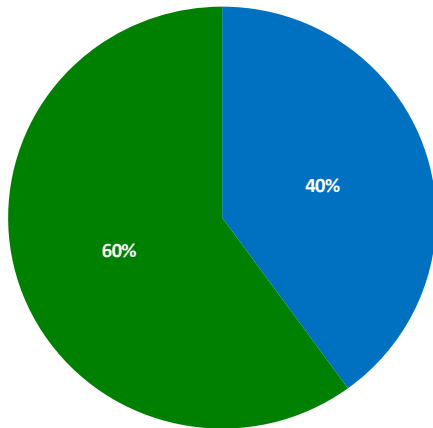
Would you recommend this course to a friend?



■ Most certainly ■ Certainly ■ Probably ■ Unlikely ■ Not at all

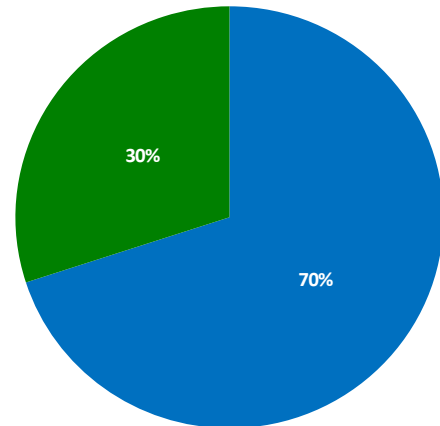
Overall Teaching Feedback

Do you think that this course provided good value for money?



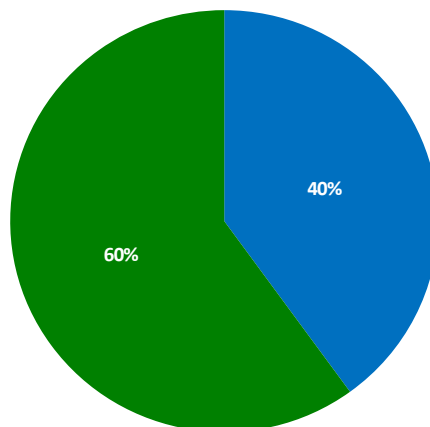
■ Most certainly ■ Certainly ■ Probably ■ Unlikely ■ Not at all

How do you rate the relevance of the course to your exam?



■ Excellent ■ Very good ■ Good ■ Poor ■ Very bad

Do you feel that the course provided you with a self-assessment of your strengths and weaknesses, and the areas you need to read/brush-up on?



■ Most certainly ■ Certainly ■ Neutral ■ Probably ■ No way

Individual Comments

It was very good. The lectures were useful, and the best part of the course was the dissection room. There was also a good amount of refreshments.

CY

Royal United Hospital, Bath, United Kingdom

Excellent.

OA

Broomfield Hospital, Chelmsford, United Kingdom

It was good.

JA

Aberdeen Royal Infirmary, Aberdeen , United Kingdom

Excellent.

RN

Apollo

It was very useful.

EK

The Royal Liverpool University Hospital, Liverpool, United Kingdom



DOCTORS ACADEMY

BETTER EDUCATION. BETTER HEALTH.

Doctors Academy is a UK-based International Non-Profit Organisation comprising of doctors, dentists and scientists that undertakes a diverse range of educational activities globally. The aim of the Academy is to disseminate information and exchange medical knowledge between professionals from diverse backgrounds working in a variety of healthcare settings. This is achieved by the provision of a number of attendance courses, publishing house, online resources and international events / competitions.

Courses (a selection):

Undergraduate:

- Final Year Medicine and Surgical Revision Courses
- Training the Clinical Anatomy Trainer
- Clinical Anatomy as Applied to Trauma and Emergency Medicine
- Surgical Anatomy of Important Operative Procedures
- Future Surgeons: Key Skills (RCSEd delivered)
- Structured Introduction to Surgical Skills

Postgraduate:

- MRCS Part A
- MRCEM Part A
- MRCS Part B OSCE
- DOHNS: Intensive Revision & OSCE
- Intercollegiate Basic Surgical Skills (RCSEd delivered)
- MRCP PACES Part 2
- FRCS (General Surgery) Exit Exam
- Cadaveric Ultrasound-Guided Musculoskeletal Intervention Course
- Ultrasound-Assisted Botulinum Toxin Injection for Neuromuscular Disorders
- Live Advanced Laparoscopic Colorectal Course



Forthcoming key events:

- International Medical Summer School
- International Academic and Research Conference
- World University Anatomy Challenge

Publications



publications.doctorsacademy.org

World Journal of Medical Education & Research



Peer-reviewed academic journal
with ISSN.

- No fee to view, read and download articles
- No subscription charges
- No submission fees
- No manuscript processing fee
- No publishing fee
- No cost to read, write or publish!

wjmer.co.uk

Online Revision Resources

DoctorExams consists of 1000s of questions with detailed explanations in MCQ, EMQ, SBA and SAQ formats. Questions are written by the Doctors Academy group of experienced clinicians and clinical academics, with mock exams and feedback on performance included to aid a candidate's focused revision of topics. Based on past exams, these questions are carefully crafted to suit the requirements of undergraduate students & postgraduate trainees undertaking relevant speciality exams.

Resources for:

- Medical Students
- Dental Students
- International Entrance Exams
- MRCS Exams
- General Surgery Exams
- Plastic Surgery Exams
- DOHNS Exams

www.doctorexams.co.uk

www.doctorsacademy.org