

**Mahaluxmivala-Sherman FRCS (Orth)  
Viva Course for Orthopaedic  
Surgeons**



**Feedback - October 2019**

# Mahaluxmivala-Sherman FRCS (Orth) Viva Course for Orthopaedic Surgeons

This interactive two-day course focused on preparing delegates for the viva (oral) component of the FRCS (Orth) in a friendly atmosphere. Delegates worked through a range of techniques to improve both oral skills and orthopaedic clinical examination skills.

## Course Content

The course covered a variety of topics, including:

- o Introduction to the FRCS (Orth) examination
- o Negotiating the requirements of the course
- o Clinical examination session – history taking
- o Introduction to positive critiquing
- o Learning outcomes

## Course Information

**Course Date:** 11<sup>th</sup> and 12<sup>th</sup> October 2019

**Venue:** Barts Cancer Institute, Queen Mary University of London, Charterhouse Square, London

**Attendance:** 19 Delegates

**Aimed at:** ST5-8 Preparing for the Oral FRCS (Orth) Examination; Clinical Fellows; Speciality Doctors; Candidates Preparing for the Joint Surgical Commission Fellowship Examination (JSCFE)

**Course Fee:** £220.00



# Programme

## Day One

- 0830 - 0900 Registration and Refreshments
- 0900 - 0950 Introduction to the FRCS (Tr&Orth) Examination  
Mr Kevin Sherman
- 0950 - 1050 Preliminary Practice Vivas  
Mr Kevin Sherman and Mr Jehangir Mahaluxmivala
- 1050 - 1110 Discussion on Practice Viva Session  
Mr Kevin Sherman and Mr Jehangir Mahaluxmivala

### **1110 - 1130 Refreshment Break**

- 1130 - 1200 Clinical Examination Session – History Taking  
Mr Jehangir Mahaluxmivala
- 1200 - 1315 Hands and General Orthopaedics  
Mr Ravi Dimri

### **1315 - 1400 Lunch**

- 1400 - 1530 Practice Vivas and Clinical Examination

### **1530 - 1550 Refreshment Break**

- 1550 - 1800 Practice Vivas and Clinical Examination
- 1800 Close of Session  
Mr Kevin Sherman and Mr Jehangir Mahaluxmivala
- 1800 End of Day 1

# Programme

## Day Two

0800 - 0815 Registration and Refreshments

0815 - 1030 Workshop FBD/General Orthopaedics  
Mr Kevin Sherman and Mr Ravi Dimri

**1030 - 1050 Refreshment Break**

1050 - 1300 Practice Vivas and Clinical Examination

**1300 - 1400 Lunch**

1400 - 1530 Practice Vivas and Clinical Examination

**1530 - 1550 Refreshment Break**

1550 - 1650 Practice Vivas and Clinical Examination

1650 - 1715 Question and Answer Session  
Mr Kevin Sherman and Mr Jehangir Mahaluxmivala

1715 End of Course

## Faculty List

**Mr Kevin Sherman, MA, PhD, FRCS**

*Course Director*

Consultant Orthopaedic Surgeon

Spire Hull and East Riding Hospital, Hull, United Kingdom

**Mr Jehangir Mahaluxmivala, MS, MSc, FRCS (Tr&Orth)**

*Course Director*

Consultant Trauma and Orthopaedic Surgeon

Princess Alexandra Hospital, Harlow, United Kingdom

**Mr Ravi Dimri, MS (Orth), FRCS (Tr&Orth)**

Consultant Orthopaedic Surgeon

Calderdale and Huddersfield NHS Foundation Trust, United Kingdom

**Mr Nirav Shah, MBBS, MS(Orth), MSc(Orth), MCh(Orth), MRCS, FRCS (Tr&Orth)**

Consultant Trauma and Orthopaedic Surgeon

Western Sussex Hospital NHS Foundation Trust, United Kingdom

**Mr S Chandrashekar, MBBS, MS, FRCS (Tr&Orth)**

Consultant Foot and Ankle Orthopaedic Surgeon

Homerton University Hospitals NHS Foundation Trust, United Kingdom

**Mr Shwan Henari, MCh, FRCS, FRCS (Tr&Orth)**

Orthopaedic Specialist Registrar

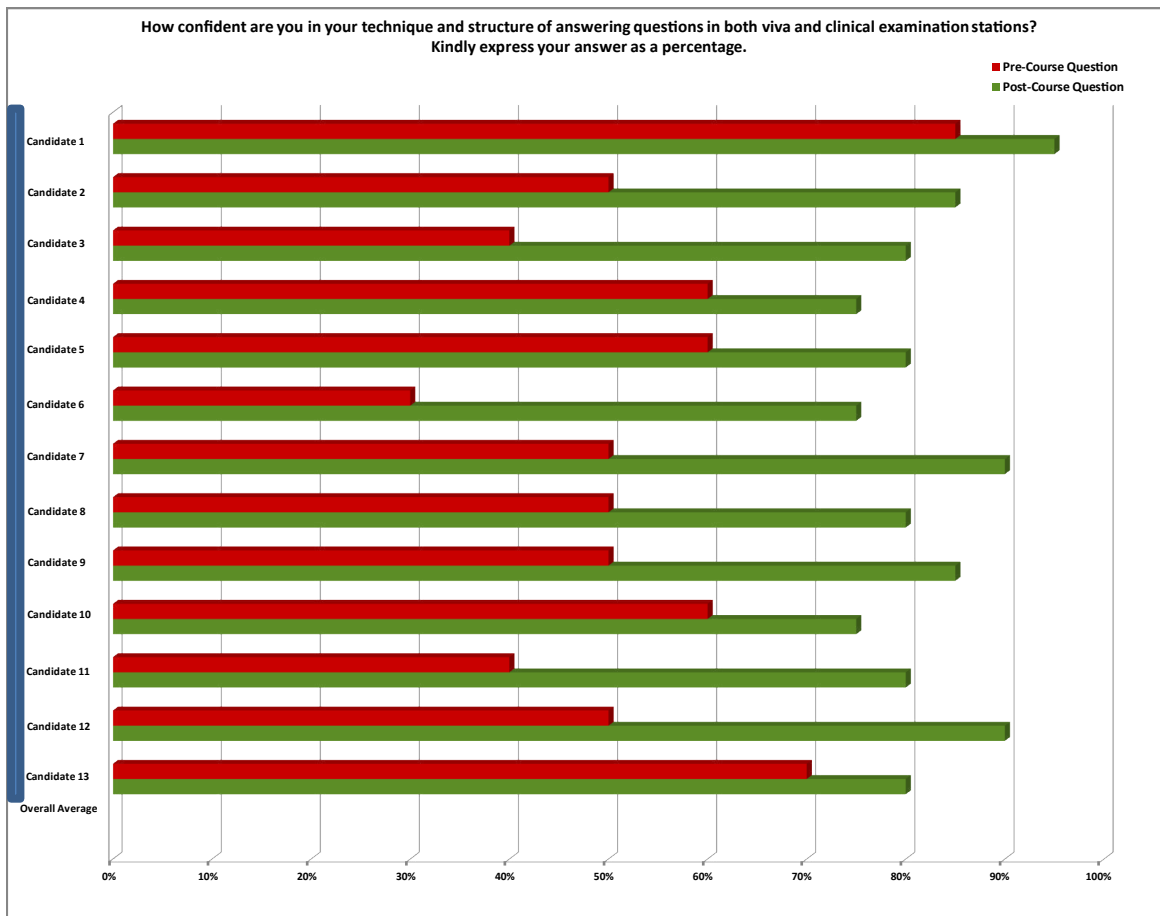
Horton General Oxford University Foundation Trust, United Kingdom

**Mr Alagappan Sivaraman, FRCS(Eng), FRCS(Ed), FRCS (Orth)**

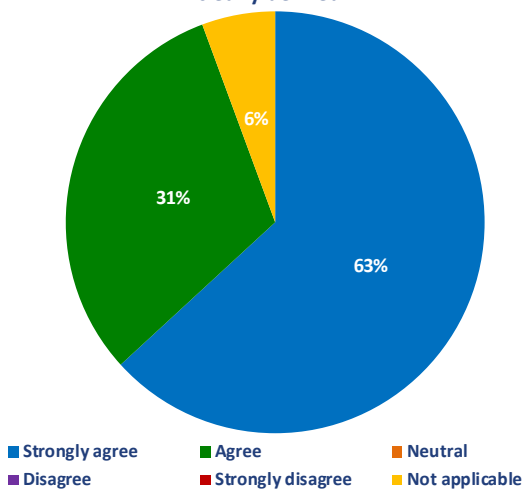
Consultant Orthopaedic Spine Surgeon

Princess Grace Hospital, London, United Kingdom

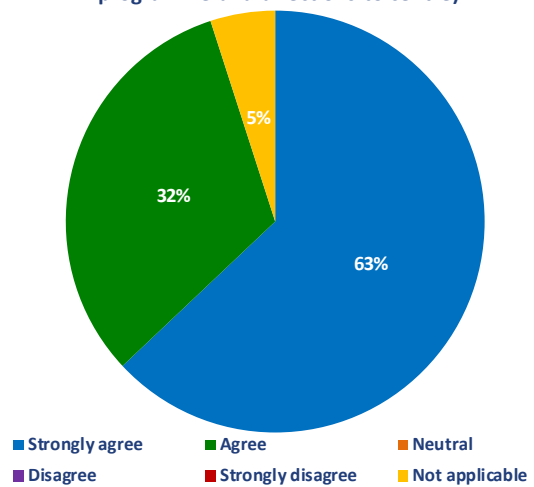
# Overall Feedback



Participants' suitability for the course was clearly defined.

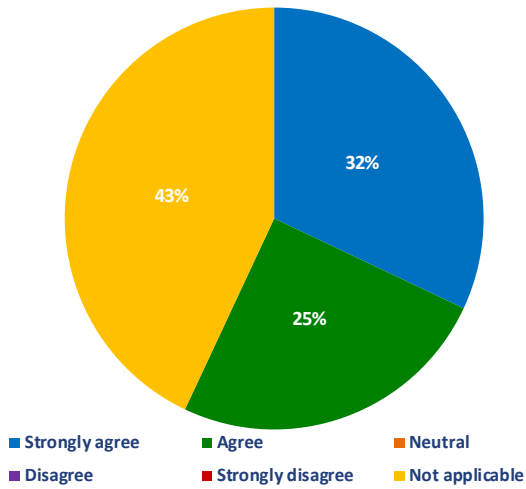


The course administration was effective: Pre-Course (e.g. joining instructions, programme and directions to centre).

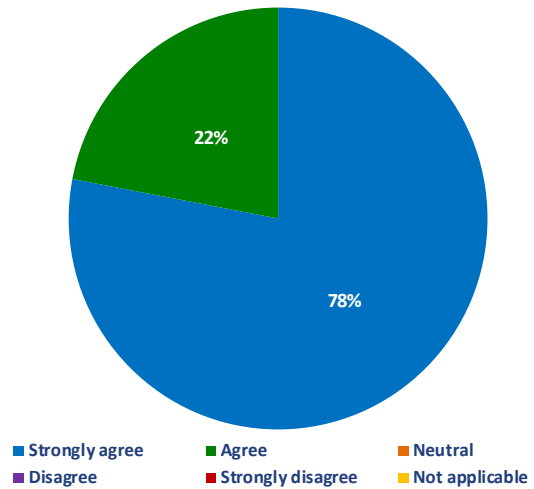


# Overall Feedback

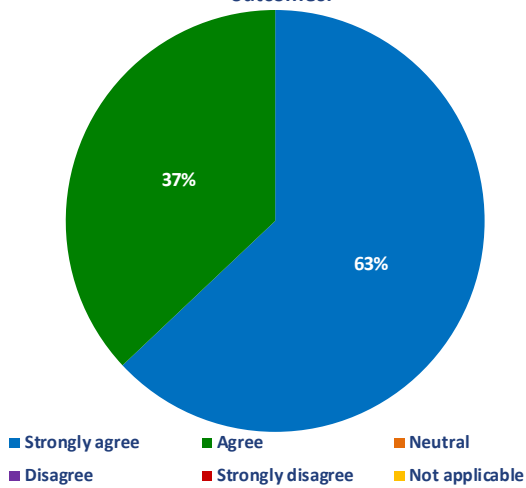
The pre-course learning materials/activities were helpful preparation for the course.



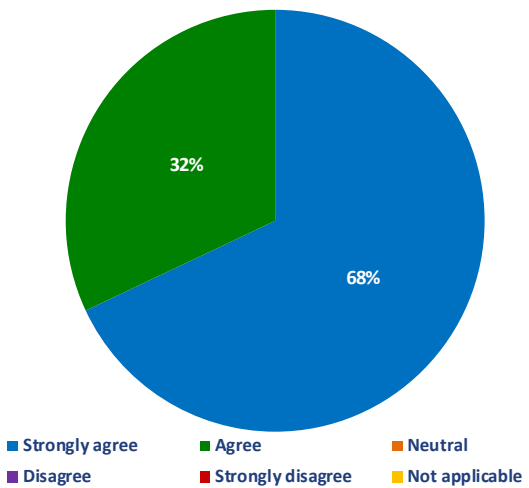
The learning outcomes of the course were clearly defined.



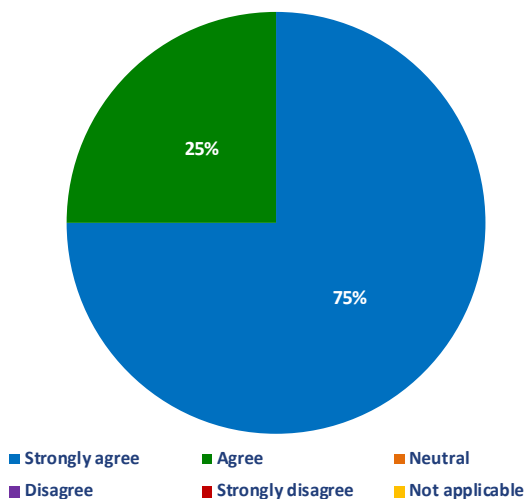
The course was held in an environment which was suitable for achieving the course learning outcomes.



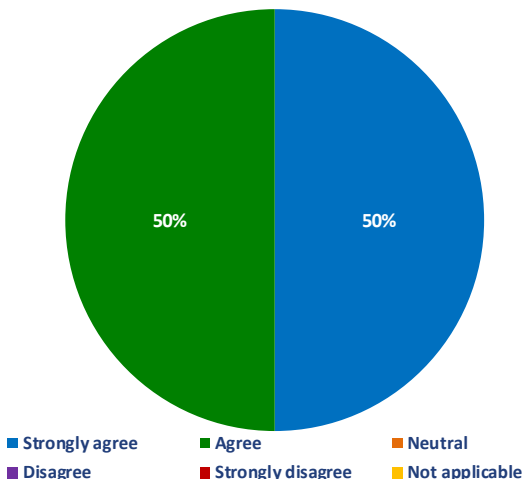
The delivery methods were appropriate for achieving the learning outcomes.



The structure of the course was appropriate for achieving the learning outcomes.

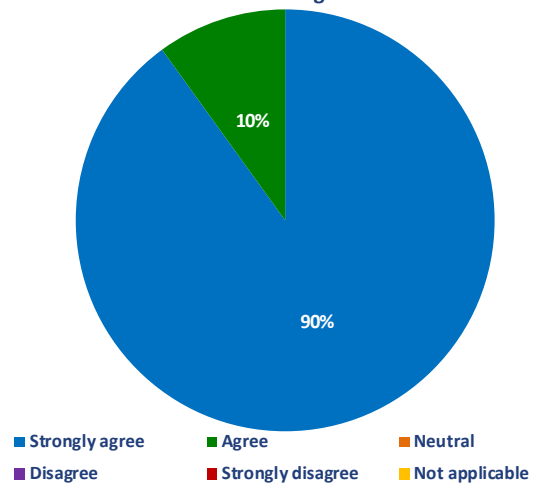


The number of faculty was sufficient to support achievement of the learning outcomes.



## Overall Feedback

The faculty demonstrated the appropriate level of knowledge and skills to effectively deliver the learning outcomes.





## Individual Comments

It was a very well organised course, from which I learnt a lot.

The clinical examination and basic science stations were excellent.

The interactive teaching and viva were unique to this course. I really enjoyed it.

This was an excellent course. I would recommend it to all candidates.

There was an amazing amount of cardiovascular content covered.

The teaching was good with regard to the clinical examination of lower limbs. The lecture about the peripheral nerve was good, as well as the lecture on paediatrics and the hand.



# DOCTORS ACADEMY

BETTER EDUCATION. BETTER HEALTH.

Doctors Academy is a UK-based International Non-Profit Organisation comprising of doctors, dentists and scientists that undertakes a diverse range of educational activities globally. The aim of the Academy is to disseminate information and exchange medical knowledge between professionals from diverse backgrounds working in a variety of healthcare settings. This is achieved by the provision of a number of attendance courses, publishing house, online resources and international events / competitions.

## Courses (a selection):

### Undergraduate:

- Final Year Medicine and Surgical Revision Courses
- Training the Clinical Anatomy Trainer
- Clinical Anatomy as Applied to Trauma and Emergency Medicine
- Surgical Anatomy of Important Operative Procedures
- Future Surgeons: Key Skills (RCSEd delivered)
- Structured Introduction to Surgical Skills

### Postgraduate:

- MRCS Part A
- MRCEM Part A
- MRCS Part B OSCE
- DOHNS: Intensive Revision & OSCE
- Intercollegiate Basic Surgical Skills (RCSEd delivered)
- MRCP PACES Part 2
- FRCS (General Surgery) Exit Exam
- Cadaveric Ultrasound-Guided Musculoskeletal Intervention Course
- Ultrasound-Assisted Botulinum Toxin Injection for Neuromuscular Disorders
- Live Advanced Laparoscopic Colorectal Course



## Forthcoming key events:

- International Medical Summer School
- International Academic and Research Conference
- World University Anatomy Challenge

## Publications



[publications.doctorsacademy.org](http://publications.doctorsacademy.org)

## World Journal of Medical Education & Research



Peer-reviewed academic journal  
with ISSN.

- No fee to view, read and download articles
- No subscription charges
- No submission fees
- No manuscript processing fee
- No publishing fee
- No cost to read, write or publish!

[wjmer.co.uk](http://wjmer.co.uk)

## Online Revision Resources

DoctorExams consists of 1000s of questions with detailed explanations in MCQ, EMQ, SBA and SAQ formats. Questions are written by the Doctors Academy group of experienced clinicians and clinical academics, with mock exams and feedback on performance included to aid a candidate's focused revision of topics. Based on past exams, these questions are carefully crafted to suit the requirements of undergraduate students & postgraduate trainees undertaking relevant speciality exams.

### Resources for:

- Medical Students
- Dental Students
- International Entrance Exams
- MRCS Exams
- General Surgery Exams
- Plastic Surgery Exams
- DOHNS Exams

[www.doctorexams.co.uk](http://www.doctorexams.co.uk)

# [www.doctorsacademy.org](http://www.doctorsacademy.org)