

A woman with her hair pulled back, wearing a white cardigan, stands with her arms crossed in a bright, blurred indoor setting. A red rounded rectangle is overlaid on the left side of the image, containing the text 'Cardiff MRCS Course: Final Preparation for MRCS A'. A dark blue rounded rectangle is overlaid on the bottom right of the image, containing the text 'Feedback - April 2019'.

**Cardiff MRCS Course:
Final Preparation for MRCS A**

Feedback - April 2019

Cardiff MRCS Course: Final Preparation for MRCS A

This intensive, one-day course was specifically designed for candidates appearing for the exam on 16th April 2019. Led by Professor Stuart Enoch, the Convenor of the renowned Cardiff MRCS OSCE courses, this course was suitable for candidates who had completed adequate prior revision and wished to brush-up on the entire exam syllabus in one day.

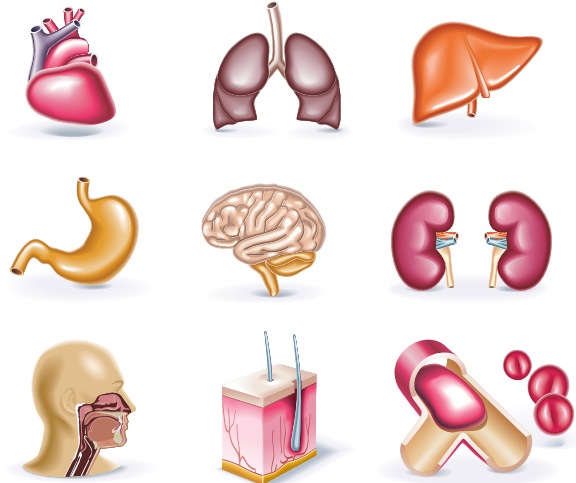
There were not any lectures. Rather, the entire day instead focused on 'rapid fire' discussion of the SBA and EMQ questions and answers that were most likely to appear in the exam. The sessions only highlighted the 'must know' areas and took the candidate through the core topics in Applied Basic Sciences (ABS) and Principles of Surgery in General (PoSG). The course took into consideration the changes to the exam introduced in January 2017 (180 ABS questions and 120 PoSG questions) and the additional emphasis on ABS, particularly anatomy.

Topics Covered:

- o Head and Neck Anatomy
- o Neuroanatomy
- o Anatomy of the Thorax, Abdomen and Pelvis
- o Vascular Anatomy
- o Musculoskeletal Anatomy
- o Spinal Cord Anatomy
- o Autonomous Nervous System
- o Embryology
- o General Physiological Principles
- o System Specific Physiology
- o General Principles of Pathology
- o System Specific Pathology
- o Principles of Surgery in General
- o All Surgical Specialties
- o Microbiology
- o Genetics
- o Statistics

Course Information

Course Date:	13th April 2019
Venue:	School of Biosciences, Cardiff University
Attendance:	16 Delegates
Aimed at:	FY1; FY2; CT1; CT2; ST1; ST2; SHO; Trust Grade; Staff Grade; Clinical Fellow
Course Fee:	£155.00



Course Programme

0815 – 0830	Registration
0830 – 0920	Revision and Recap of Anatomy of Skull, Head, Scalp and Face
0920 – 0940	Revision and Recap of Anatomy of Neck
0940 – 1010	Surgical Pathology and Clinical Scenarios in Head and Neck. (This session will include pertinent topics in Neurosurgery, ENT Surgery and Maxillofacial Surgery.)
1010 – 1025	Essentials in Burns
1025 – 1045	Revision and Recap of Anatomy of Thorax, Mediastinum, Heart and Lung
1045 – 1100	Surgical Pathology and Clinical Scenarios in Thorax. (This session will include pertinent topics in Cardiothoracic Surgery and Upper GI Surgery.)

1100 – 1120

Break for Refreshments

1120 – 1150	Revision and Recap of Anatomy of the Upper Limb and Brachial Plexus
1150 – 1220	Surgical Pathology and Clinical Scenarios in Upper Limb Orthopaedic and Plastic Surgery. (This session includes nerve injuries, fractures, soft tissue injuries and reconstruction.)
1220 – 1300	Basic Physiology of Wound Healing, Local Anaesthetics, Tourniquet and Principles of Surgery

1300 – 1340

Lunch

1340 – 1355	Basic Cardiorespiratory Physiology, Applied Surgical Sciences, and relevant Pathology
-------------	---

Course Programme

1355 – 1410	Basic Endocrine and Renal Physiology, Applied Surgical Sciences, and relevant Pathology
1410 – 1430	Basic Neurophysiology, Applied Surgical Sciences, and relevant Pathology
1430 – 1500	Revision and Recap of Anatomy of the Abdomen and Pelvis
1500 – 1540	Surgical Pathology and Clinical Scenarios in Abdomen and Pelvis. (This session will include pertinent topics in General Surgery, HPB Surgery, Upper GI Surgery, Vascular Surgery and Urology.)

1540 – 1600

Break for Refreshments

1600 – 1630	Revision and Recap of Anatomy of the Lower Limb and Sacral Plexus
1630 – 1700	Surgical Pathology and Clinical Scenarios in Lower Limb Orthopaedic and Plastic Surgery. (This session includes nerve injuries, fractures, soft tissue injuries and reconstruction.)
1700 – 1730	Clinically Applied Statistics
1730 – 1800	Clinical Microbiology and Antibiotics
1800 – 1830	Clinically Applied Genetics and Embryology
1830 – 1900	Tips and Suggestions for Answering in the Exam
1900	End of Course

Faculty

Dr Alan Watson, BSc, PhD

Reader in Anatomy and Neuroanatomist
University of Cardiff, Cardiff, United Kingdom

Ms Clare Carpenter, BSc (Anat), MB BCh, MRCS (Eng), MD, FRCS (T&O)

Consultant Paediatric Orthopaedic Surgeon
University Hospital of Wales, Cardiff, United Kingdom

Mr Edmund Leung, DMedSci, MRCS, FRCS

Consultant General Surgeon
Hereford County Hospital, Hereford, United Kingdom

Mr Kevin Conway, MB BCh, MD, FRCS (Gen Surg)

Consultant Vascular Surgeon
Royal Glamorgan Hospital, Llantrisant, United Kingdom

Dr Paul Morgan, FRCA

Consultant Intensivist
University Hospital of Wales, Cardiff, United Kingdom

Professor Stuart Enoch, MBBS, MRCSEd, MRCS (Eng), PGCert (Med Sci), PhD

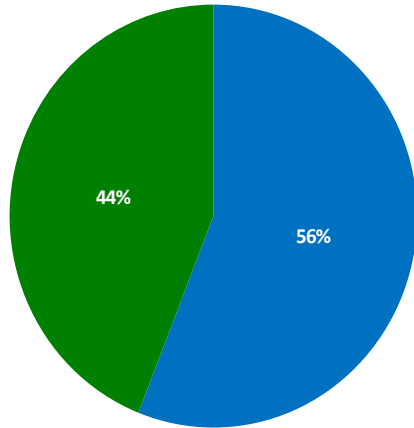
Professor, Higher Surgical Education
Doctors Academy

Miss Yan Mei Goh, MBChB, MRCS, PGDip Clin Ed.

PhD Research Fellow - Imperial College London, London, United Kingdom
Specialist Registrar in General Surgery - Oxford Deanery, United Kingdom

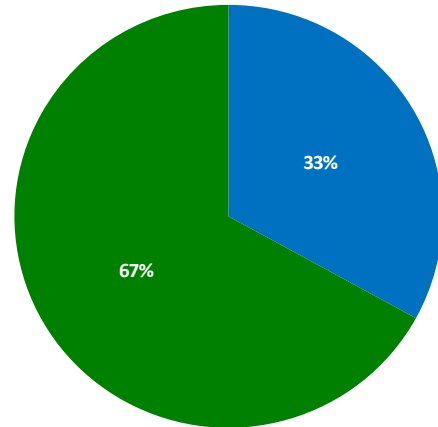
Overall Teaching Feedback

How would you rate the topics covered at the course?



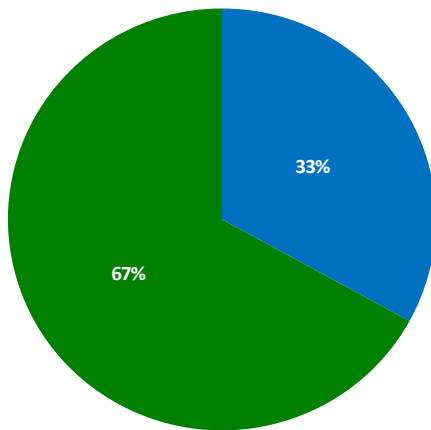
■ Excellent ■ Very good ■ Good ■ Not good ■ Poor

Did you get an understanding of what topics are important for the exam and what areas to focus on?



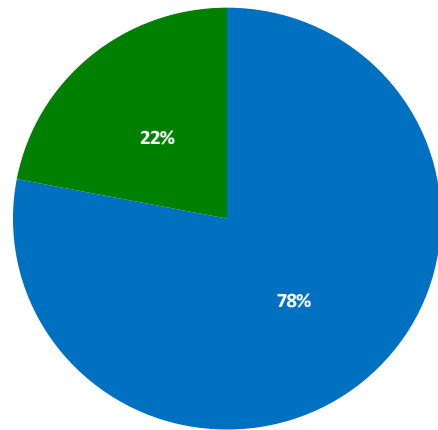
■ Most certainly ■ Certainly ■ Probably ■ Unlikely ■ Not at all

How would you rate the questions and answers that were covered at the course?



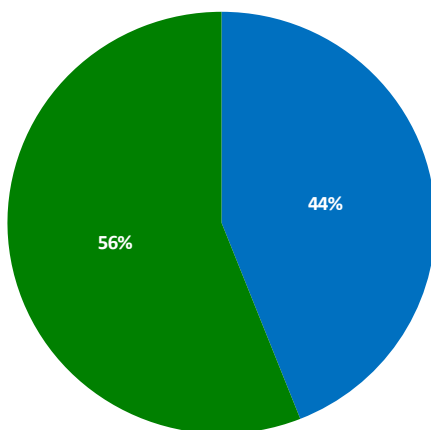
■ Very relevant ■ Relevant ■ Neutral ■ Little bit relevant ■ Irrelevant

How would you rate the academic standard of the lecturer?



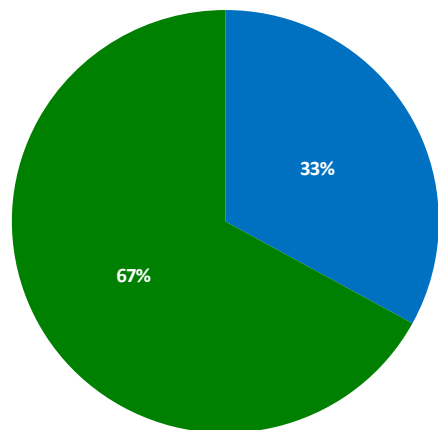
■ Excellent ■ Very good ■ Good ■ Not good ■ Poor

Do you feel that the course helped you to be better prepared for the exam?



■ Most certainly ■ Certainly ■ Probably ■ Unlikely ■ Not at all

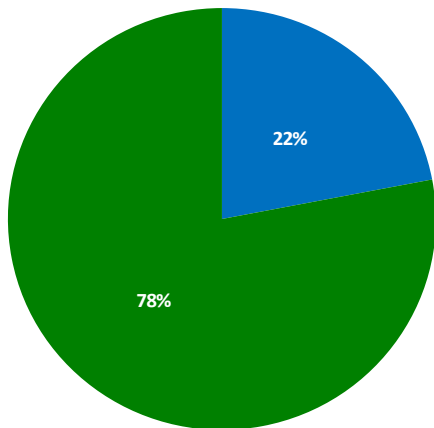
How were the facilities and venue?



■ Excellent ■ Good ■ Neutral ■ Fair ■ Poor

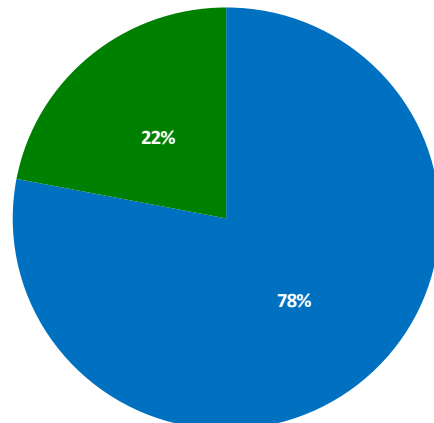
Overall Teaching Feedback

How were the refreshments and lunch?



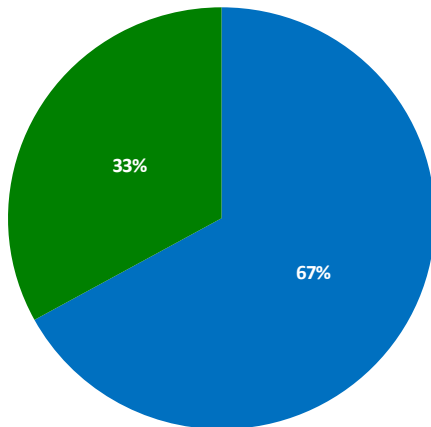
■ Excellent ■ Good ■ Neutral ■ Fair ■ Poor

How was the general friendliness of the faculty and organisers?



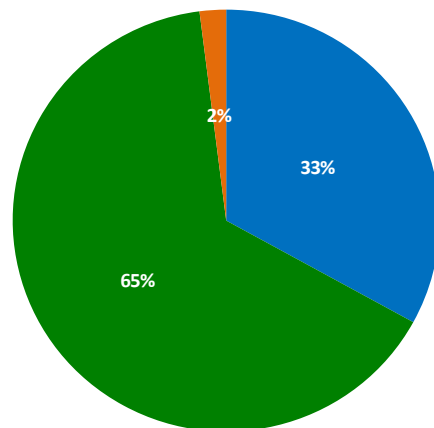
■ Very friendly ■ Friendly ■ Neutral
■ Not very friendly ■ Can't comment

Would you recommend this course to a friend?



■ Most certainly ■ Certainly ■ Probably ■ Unlikely ■ Not at all

Do you think that this course provided good value for money?



■ Most certainly ■ Certainly ■ Probably ■ Unlikely ■ Not at all

Individual Comments

The presenter was amazing; you could not have asked for anyone better.

PT

Morrison Hospital, Swansea, United Kingdom

It was very good.

RD

Southmead Hospital, Bristol, United Kingdom

Professor Enoch is a fantastic teacher; he is both reassuring and interesting.

AC

Gulu Regional Referral Hospital, Gulu, Uganda

This course was very useful for exam preparation.

RS

Cheltenham General Hospital, Cheltenham, United Kingdom

This course was well designed and very useful.

MS

Royal Preston Hospital, Preston, United Kingdom

It was all very good. Unfortunately, the questions were a little too advanced for me - I am to sit the exam in September, so I did not have the base knowledge for the course.

DW

University Hospital of Wales, Cardiff, United Kingdom



DOCTORS ACADEMY

BETTER EDUCATION. BETTER HEALTH.

Doctors Academy is a UK-based International Non-Profit Organisation comprising of doctors, dentists and scientists that undertakes a diverse range of educational activities globally. The aim of the Academy is to disseminate information and exchange medical knowledge between professionals from diverse backgrounds working in a variety of healthcare settings. This is achieved by the provision of a number of attendance courses, publishing house, online resources and international events / competitions.

Courses (a selection):

Undergraduate:

- Final Year Medicine and Surgical Revision Courses
- Training the Clinical Anatomy Trainer
- Clinical Anatomy as Applied to Trauma and Emergency Medicine
- Surgical Anatomy of Important Operative Procedures
- Future Surgeons: Key Skills (RCSEd delivered)
- Structured Introduction to Surgical Skills

Postgraduate:

- MRCS Part A
- MRCEM Part A
- MRCS Part B OSCE
- DOHNS: Intensive Revision & OSCE
- Intercollegiate Basic Surgical Skills (RCSEd delivered)
- MRCP PACES Part 2
- FRCS (General Surgery) Exit Exam
- Cadaveric Ultrasound-Guided Musculoskeletal Intervention Course
- Ultrasound-Assisted Botulinum Toxin Injection for Neuromuscular Disorders
- Live Advanced Laparoscopic Colorectal Course



Forthcoming key events:

- International Medical Summer School
- International Academic and Research Conference
- World University Anatomy Challenge

Publications



publications.doctorsacademy.org

World Journal of Medical Education & Research



Peer-reviewed academic journal
with ISSN.

- No fee to view, read and download articles
- No subscription charges
- No submission fees
- No manuscript processing fee
- No publishing fee
- No cost to read, write or publish!

wjmer.co.uk

Online Revision Resources

DoctorExams consists of 1000s of questions with detailed explanations in MCQ, EMQ, SBA and SAQ formats. Questions are written by the Doctors Academy group of experienced clinicians and clinical academics, with mock exams and feedback on performance included to aid a candidate's focused revision of topics. Based on past exams, these questions are carefully crafted to suit the requirements of undergraduate students & postgraduate trainees undertaking relevant speciality exams.

Resources for:

- Medical Students
- Dental Students
- International Entrance Exams
- MRCS Exams
- General Surgery Exams
- Plastic Surgery Exams
- DOHNS Exams

www.doctorexams.co.uk

www.doctorsacademy.org