



**Cardiff MRCS Course (Manchester):
Surgical Anatomy for MRCS OSCE**

Feedback - December 2019

Cardiff MRCS Course (Manchester): Surgical Anatomy for MRCS OSCE

From the providers of the highly acclaimed and prestigious Cardiff MRCS Courses, this intensive one-day revision course intended to help trainees prepare for the surgical anatomy component of the MRCS OSCE exam. This course provided a pertinent yet comprehensive revision of core and applied knowledge in surgical anatomy as tested in the exam. The day covered basic and functional anatomy, relevant pathology, osteology and surface anatomy. In addition to teaching, there were mock and practice OSCE questions throughout the day.

Course Information

Course Date:	7th December 2019
Venue:	Surgical Directorate, Christie Hospital, Manchester
Attendance:	12 Delegates
Aimed at:	Delegates looking to take their membership to the Royal College of Surgeons Part B exam.
Course Fee:	£145.00

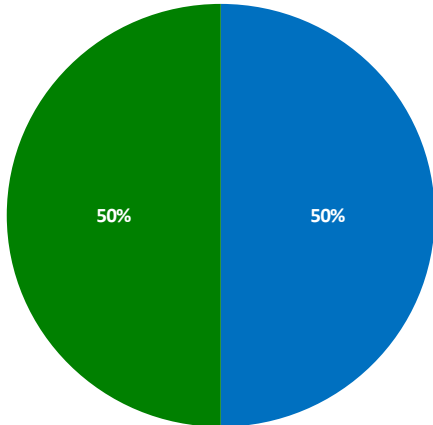


Course Programme

0820 - 0830	Registration
0830 - 0840	Introduction and Format of the Exam
0840 - 1030	Skull Base, Head, Scalp and Face; Surgical Pathologies of the Head and Face (including Trauma and H&N Cancers)
1030 - 1045	Autonomic Nervous System and Ganglion in the Head and Neck
1045 - 1100	Break for Refreshments
1100 - 1200	Neck, Thyroid, Larynx, Pharynx, Tongue; Surgical Pathologies of the Neck
1200 - 1245	Thoracic Wall; Mediastinum; Heart; Lungs; Oesophagus; Diaphragm
1245 - 1300	Vascular Anatomy of Thorax, Head and Neck and Thorax (includes Vascular Access and Chest Drain Insertion); Vascular Pathologies of Neck and Thorax
1300 - 1340	Lunch
1340 - 1420	Transpyloric Plane, Anterior Abdominal Wall and Inguinal Region (includes Hernia and Scrotal Swellings)
1420 - 1500	Abdominal Anatomy; Hollow and Solid Organs (includes Bowel Pathologies, Colon Cancer and Segmental Bowel Resections)
1500 - 1530	Pelvis and Perineum
1530 - 1615	Brachial Plexus, Arm, Shoulder
1615 - 1635	Break for Refreshments
1635 - 1705	Scapula, Back and Rotator Cuff (includes Upper Limb Nerve Injuries, Palsies and Shoulder Pathologies)
1705 - 1735	Cubital Fossa, Forearm, Flexor Retinaculum and Hand (includes Carpal Tunnel Syndrome, Ulnar Nerve Palsies, Hand Pathologies)
1735 - 1750	Lumbar and Lumbosacral Plexus
1750 - 1845	Femoral Triangle, Thigh, Popliteal Fossa; Lower Leg, Ankle and Foot (includes Lower Limb Nerve Injuries, Palsies, Compartment Syndrome and Ankle Injuries)
1845 - 1920	Spinal Cord Anatomy, Physiology of Spinal Tracts and Cord Lesions/Compressions
1930	End of Course

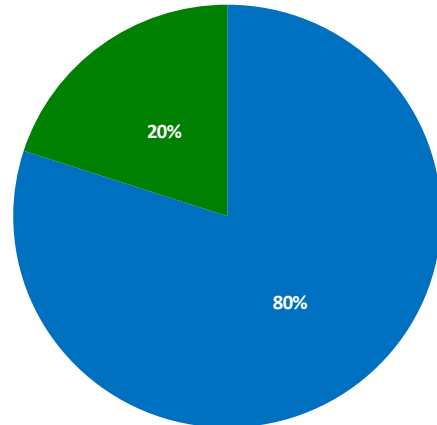
Overall Teaching Feedback

How was the content of the course?



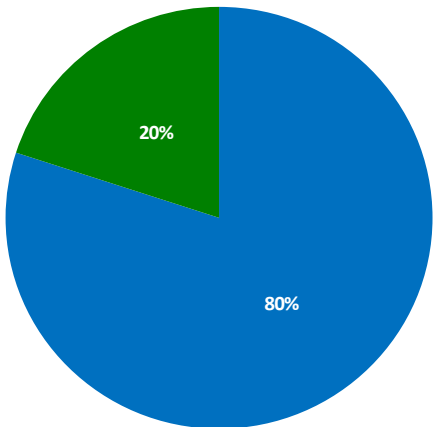
■ Excellent ■ Good ■ Neutral ■ Fair ■ Poor

How would you rate the general academic standard of the lecturer?



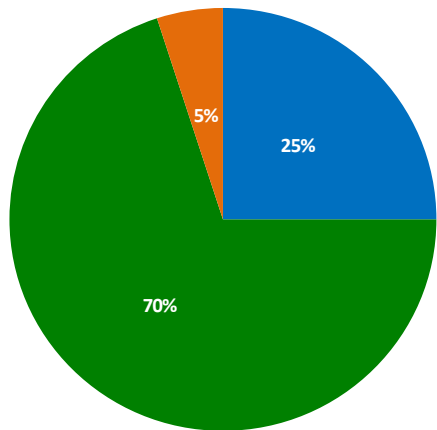
■ Excellent ■ Good ■ Neutral ■ Fair ■ Poor

How would you rate the clarity of the presentations?



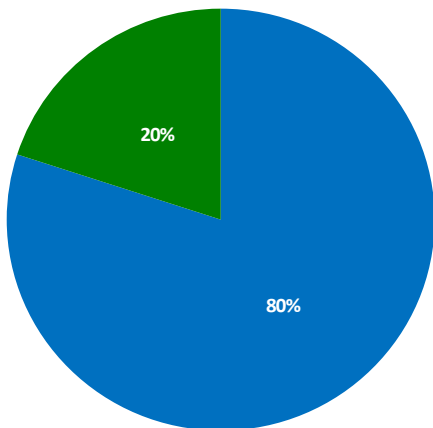
■ Excellent ■ Good ■ Neutral ■ Fair ■ Poor

Did the course meet your objectives?



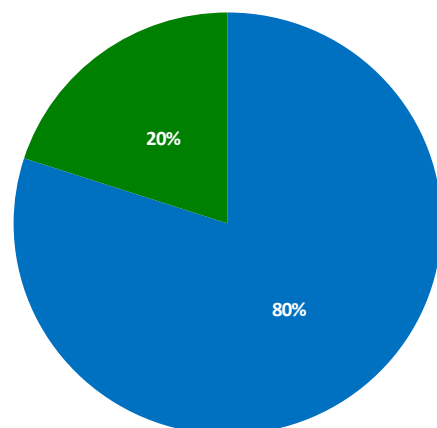
■ Most certainly ■ Certainly ■ Probably ■ A little ■ Not at all

Head and Face



■ Excellent ■ Good ■ Neutral ■ Fair ■ Poor

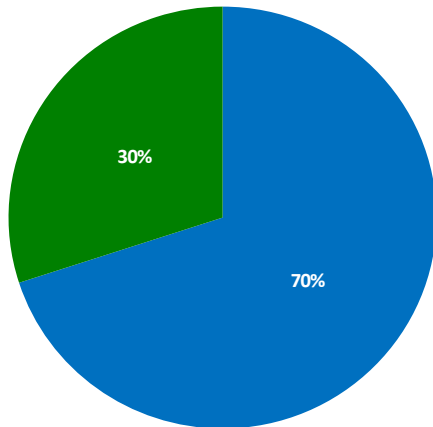
Neck and Larynx



■ Excellent ■ Good ■ Neutral ■ Fair ■ Poor

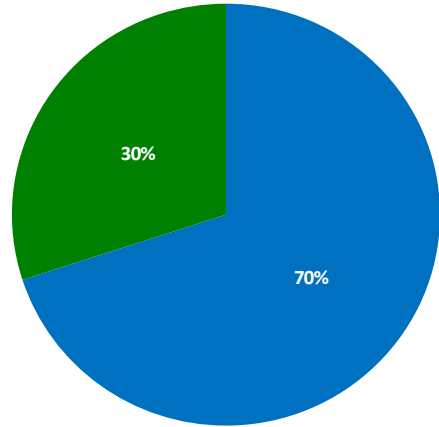
Overall Teaching Feedback

Thyroid Pathologies



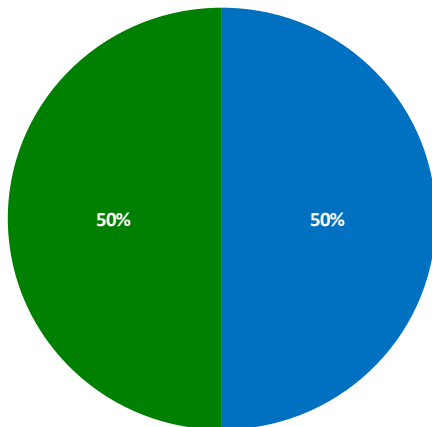
■ Excellent ■ Good ■ Neutral ■ Fair ■ Poor

Thorax and Mediastinum



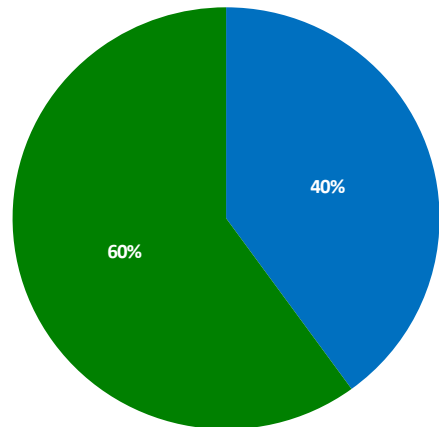
■ Excellent ■ Good ■ Neutral ■ Fair ■ Poor

Heart and Lungs



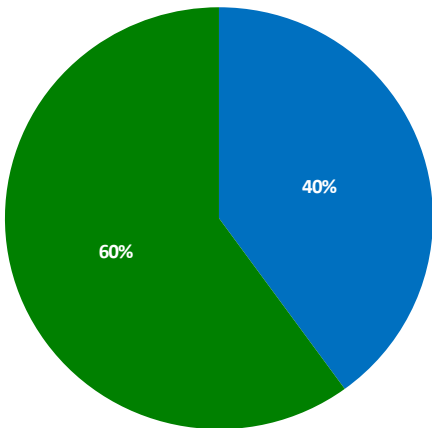
■ Excellent ■ Good ■ Neutral ■ Fair ■ Poor

Abdomen and Pelvis



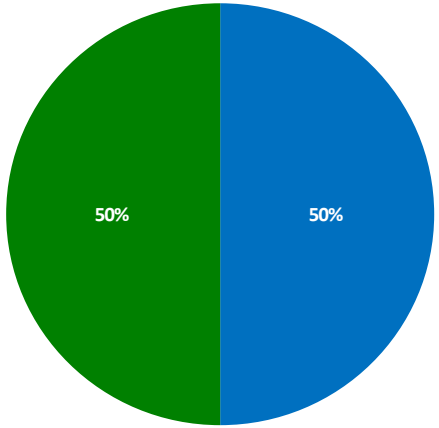
■ Excellent ■ Good ■ Neutral ■ Fair ■ Poor

Colectomies



■ Excellent ■ Good ■ Neutral ■ Fair ■ Poor

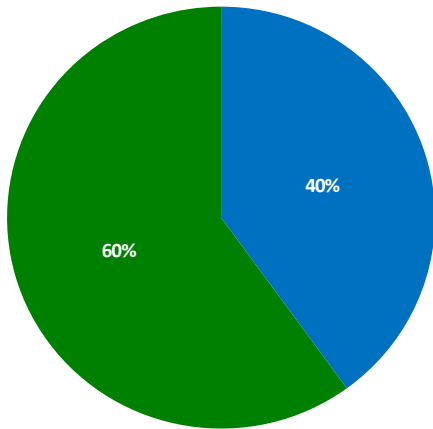
Lower Limb and Lumbosacral Plexus



■ Excellent ■ Good ■ Neutral ■ Fair ■ Poor

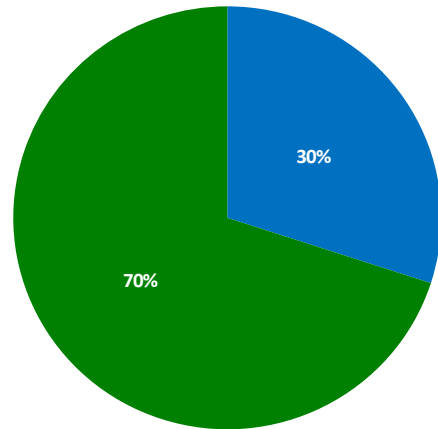
Overall Teaching Feedback

Upper Limb and Brachial Plexus



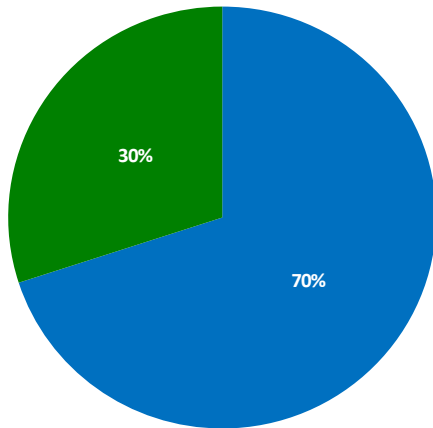
■ Excellent ■ Good ■ Neutral ■ Fair ■ Poor

Nerve Injuries



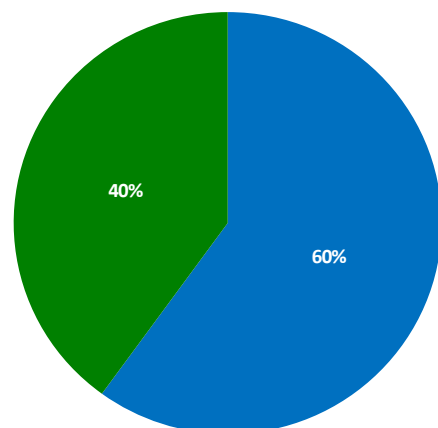
■ Excellent ■ Good ■ Neutral ■ Fair ■ Poor

How were the facilities and venue?



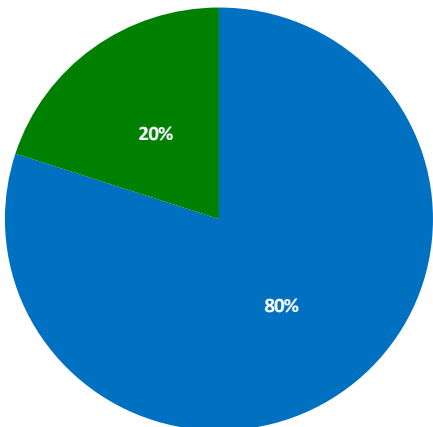
■ Excellent ■ Good ■ Neutral ■ Fair ■ Poor

How were the refreshments and lunch?



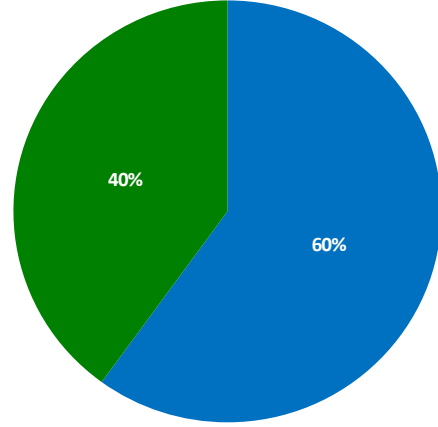
■ Excellent ■ Good ■ Neutral ■ Fair ■ Poor

How was the general friendliness of the faculty and organisers?



■ Excellent ■ Good ■ Neutral ■ Fair ■ Poor

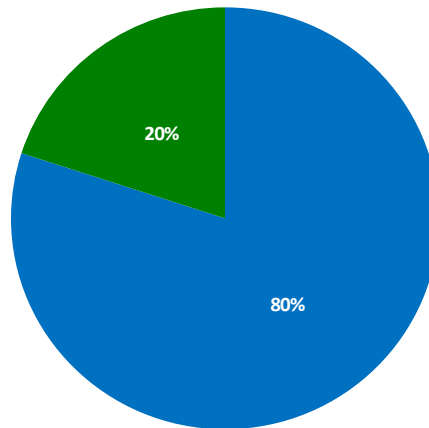
Would you recommend this course to a friend?



■ Most certainly ■ Certainly ■ Probably ■ Unlikely ■ Not at all

Overall Teaching Feedback

Do you think that this course provided good value for money?



■ Most certainly ■ Certainly ■ Probably ■ Unlikely ■ Not at all

Individual Comments

This was a good overall intensive revision course.

NS

Leeds Teaching Hospitals NHS Trust, United Kingdom

It was very relevant, thank you.

DC

Victoria Hospital, Kirkcaldy, United Kingdom

This was a great course; I would strongly recommend it.

GA

Royal Victoria Infirmary, Newcastle upon Tyne, United Kingdom

It was really relevant.

MK

Southport and Ormskirk Hospital NHS Trust, United Kingdom

This was an excellent comprehensive course that was very exam specific.

SF

Wirral University Teaching Hospital NHS Foundation Trust, United Kingdom

It was excellent, very useful and well organised.

ST

James Cook University Hospital, Middlesbrough, United Kingdom



DOCTORS ACADEMY

BETTER EDUCATION. BETTER HEALTH.

Doctors Academy is a UK-based International Non-Profit Organisation comprising of doctors, dentists and scientists that undertakes a diverse range of educational activities globally. The aim of the Academy is to disseminate information and exchange medical knowledge between professionals from diverse backgrounds working in a variety of healthcare settings. This is achieved by the provision of a number of attendance courses, publishing house, online resources and international events / competitions.

Courses (a selection):

Undergraduate:

- Final Year Medicine and Surgical Revision Courses
- Training the Clinical Anatomy Trainer
- Clinical Anatomy as Applied to Trauma and Emergency Medicine
- Surgical Anatomy of Important Operative Procedures
- Future Surgeons: Key Skills (RCSEd delivered)
- Structured Introduction to Surgical Skills

Postgraduate:

- MRCS Part A
- MRCEM Part A
- MRCS Part B OSCE
- DOHNS: Intensive Revision & OSCE
- Intercollegiate Basic Surgical Skills (RCSEd delivered)
- MRCP PACES Part 2
- FRCS (General Surgery) Exit Exam
- Cadaveric Ultrasound-Guided Musculoskeletal Intervention Course
- Ultrasound-Assisted Botulinum Toxin Injection for Neuromuscular Disorders
- Live Advanced Laparoscopic Colorectal Course



Forthcoming key events:

- International Medical Summer School
- International Academic and Research Conference
- World University Anatomy Challenge

Publications



publications.doctorsacademy.org

World Journal of Medical Education & Research



Peer-reviewed academic journal
with ISSN.

- No fee to view, read and download articles
- No subscription charges
- No submission fees
- No manuscript processing fee
- No publishing fee
- No cost to read, write or publish!

wjmer.co.uk

Online Revision Resources

DoctorExams consists of 1000s of questions with detailed explanations in MCQ, EMQ, SBA and SAQ formats. Questions are written by the Doctors Academy group of experienced clinicians and clinical academics, with mock exams and feedback on performance included to aid a candidate's focused revision of topics. Based on past exams, these questions are carefully crafted to suit the requirements of undergraduate students & postgraduate trainees undertaking relevant speciality exams.

Resources for:

- Medical Students
- Dental Students
- International Entrance Exams
- MRCS Exams
- General Surgery Exams
- Plastic Surgery Exams
- DOHNS Exams

www.doctorexams.co.uk

www.doctorsacademy.org