



**DOHNS Part B (OSCE) /  
MRCS (ENT) Course**

**Feedback - October 2017**

## DOHNS Part B (OSCE) / MRCS (ENT) Course

This intensive one-day course aimed to provide a focused revision for the DOHNS Clinical (OSCE) exam. It was intended for both Surgical and General Practice trainees who have a specialist interest in ENT

The course covered clinical topics that regularly feature in the exam. This included the gross and microscopic anatomy of key areas, the identification of common ENT pathology (including video and radiological analysis), the interpretation of specialist investigations, and the familiarisation with surgical and emergency equipment. There was a strong emphasis on the clinical application of this knowledge and the practical skills required for the exam. Delegates were also given the opportunity to perfect their examination skills and to improve their communication skills through focused history taking and consenting.

The course concluded with a mock OSCE examination. This provided the delegates with the opportunity to put into practice the skills they had acquired in front of real examiners and under real exam conditions.

### Course Information

<b>Course date:</b>	<b>21<sup>st</sup> October 2017</b>
<b>Venue:</b>	<b>Doctors Academy International Institute for Medical Education, St. Michael's Centre, Llandaff, Cardiff</b>
<b>Attendance:</b>	<b>16 Delegates</b>
<b>Aimed at:</b>	<b>Delegates looking to take the DOHNS Clinical/OSCE exam.</b>
<b>Course fee:</b>	<b>£235.00</b>



## Course Programme

- 0800 - 0810**                    **Registration**  
Venue: The Lounge (Ground Floor)  
**Ms R Williams**
- 0810 - 0820**                    **Welcome & Introduction to Format of the Course**  
Venue: Old Library (1<sup>st</sup> Floor)  
**Mr T Moorhouse & Mr S Enoch**
- 0820 - 0940**                    **Session A: Group Lecture (I)**  
Venue: Old Library (2x40mins, combined)  
**Mr T Moorhouse**
- Ear
  - Nose, Paranasal sinuses & Oral Cavity
- 0940 - 1100**                    **Session B: Small Group Demonstrations (I)**  
Venue: Old Library (4x20 mins)  
**Mr T Moorhouse & Mr S Enoch**
- 1a. Skull base anatomy
  - 1b. Cranial nerves and vestibular assessment
  
  - 2a. Neck anatomy
  - 2b. Larynx, Neck and Thyroid gland

**1100 – 1115**

**Break and Refreshments**

- 1115 - 1315**                    **Session C: Communication Skills**  
Venue: Old Library (2x60 mins, parallel sessions)
- History taking
  - Breaking bad news
  - Information giving
  - Consent
- Mr Berry / Mr Moorhouse / Mr Smith**

*Session consists formal teaching followed by an open workshop involving scenarios accompanied by facilitators and formal feedback*

# Course Programme

**1315 - 1345**

**Lunch: The Dining Room (Ground Floor)**

**1345 - 1400**

**Session D: Group Lecture (II)**

Venue: Old Library (2x40mins, combined)

- Lecture: 'How to pass the OSCE first time'

**1400 - 1520**

**Session E: Small Group Demonstrations (II)**

Venue: Old Library (2x40mins, parallel session with group rotation)

- Ear examination – Mr D Smith
- Neck examination & FNE – Mr T Moorhouse

**1520 - 1605**

**Session F: Group Lecture (III)**

Venue: St. Michael's Room (45 mins)

- Hearing and Balance Analysis – Mr D Smith

**1605 - 1620**

**Break and Refreshments**

**1620 - 1830**

**Session G: VIVA AND OSCE**

Venue: Old Library, St. Michael's Room, Morgan Room

**Co-ordinator: Mr S Enoch**

There will be Viva and OSCE stations, with additional rest stations, run under exam conditions. Some stations are manned and some are unmanned, these will run in conjunction as in the exam. Every candidate will go through all stations. Each viva and OSCE station will be for six minutes.

***Examiners:***

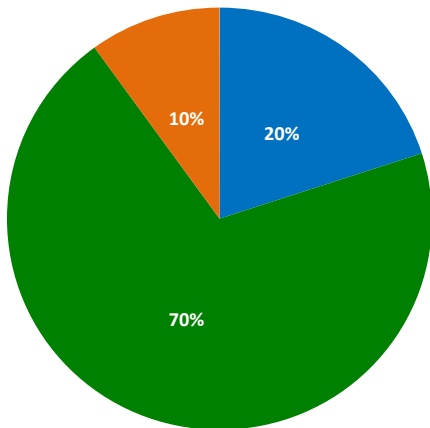
Mr S Berry, Mr R Jones, Mr T Moorhouse, Mr D Smith

**1830**

**Summary and General Feedback**

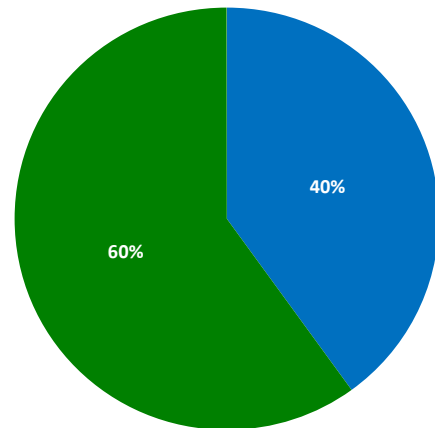
# Overall Teaching Feedback

How was the clarity of the PowerPoint demonstrations?



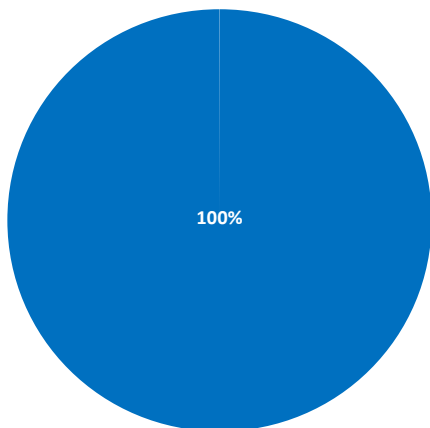
■ Excellent ■ Very good ■ Good ■ Fair ■ Poor

How would you rate the general academic standard of the lectures?



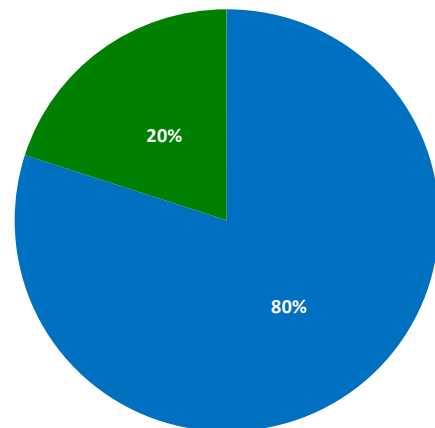
■ Excellent ■ Very good ■ Good ■ Fair ■ Poor

How would you rate the sessions on communication skills?



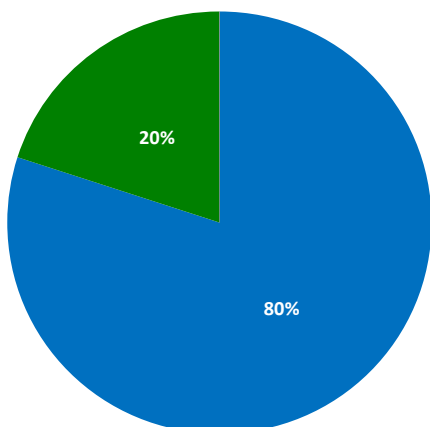
■ Excellent ■ Very good ■ Good ■ Fair ■ Poor

How do you rate the relevance of the course to your exam?



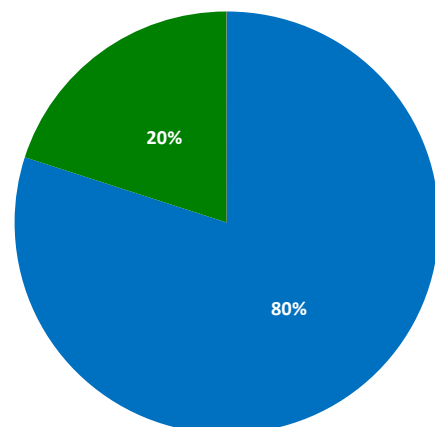
■ Excellent ■ Very good ■ Good ■ Fair ■ Poor

How useful was the mock OSCE (unmanned stations)?



■ Very useful ■ Useful ■ Neutral ■ Limited usefulness ■ Useless

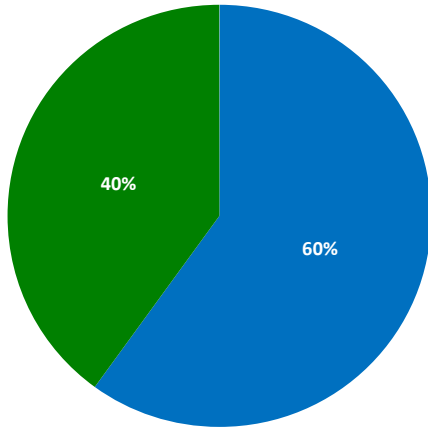
How useful was the viva on communication skills?



■ Very useful ■ Useful ■ Neutral ■ Limited usefulness ■ Useless

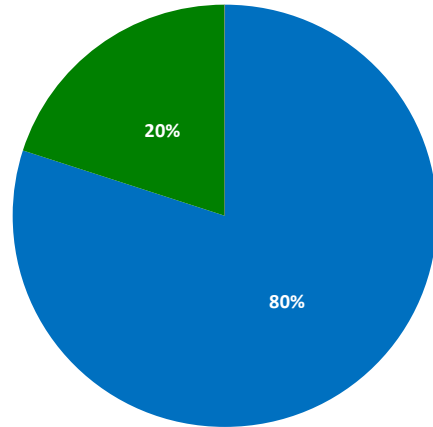
# Overall Teaching Feedback

Do you feel that the course met your objectives for attending?



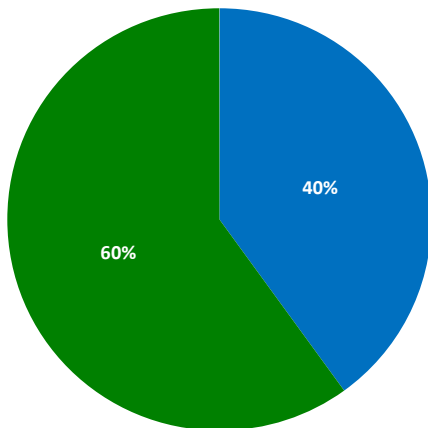
■ Most certainly ■ Certainly ■ Neutral ■ A small amount ■ Not at all

Do you feel that the course gave you more confidence to approach the exam?



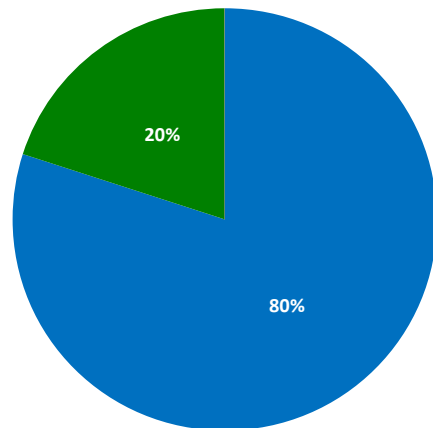
■ Most certainly ■ Certainly ■ Neutral ■ A small amount ■ Not at all

Cranial nerves and base of skull



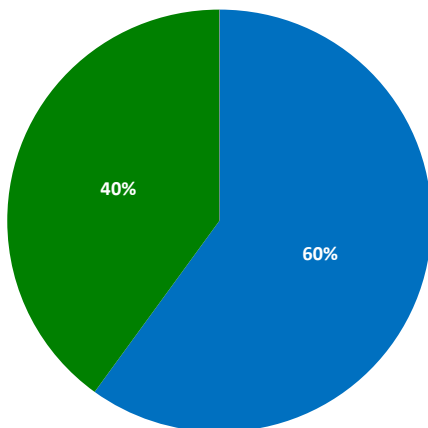
■ Excellent ■ Very good ■ Neutral ■ Fair ■ Poor

Ear



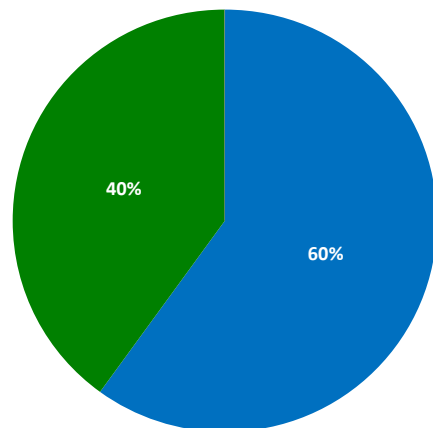
■ Excellent ■ Very good ■ Neutral ■ Fair ■ Poor

Neck and Larynx



■ Excellent ■ Very good ■ Neutral ■ Fair ■ Poor

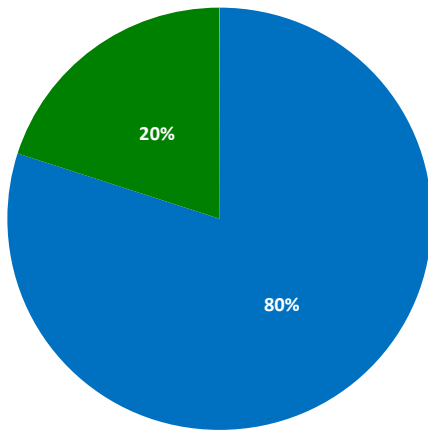
Nose and Paranasal Sinuses



■ Excellent ■ Very Good ■ Neutral ■ Fair ■ Poor

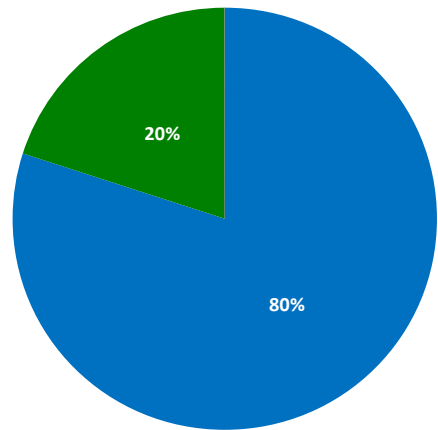
# Overall Teaching Feedback

History Taking



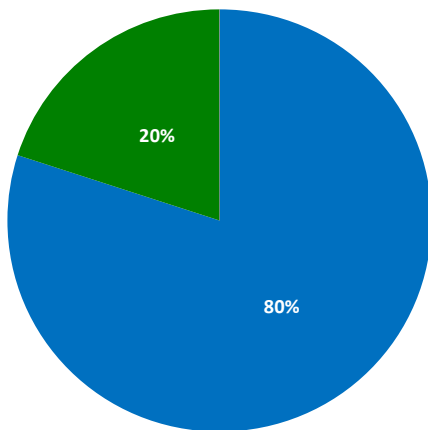
■ Excellent ■ Very Good ■ Neutral ■ Fair ■ Poor

Breaking Bad News



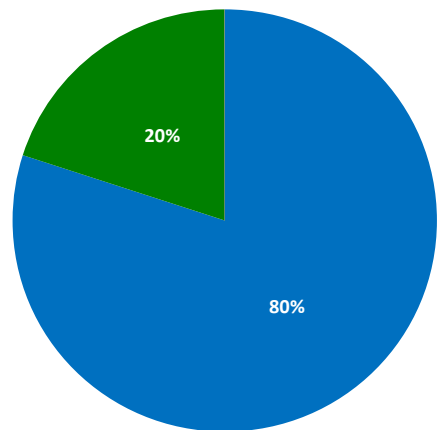
■ Excellent ■ Very Good ■ Neutral ■ Fair ■ Poor

Giving Information/Consent



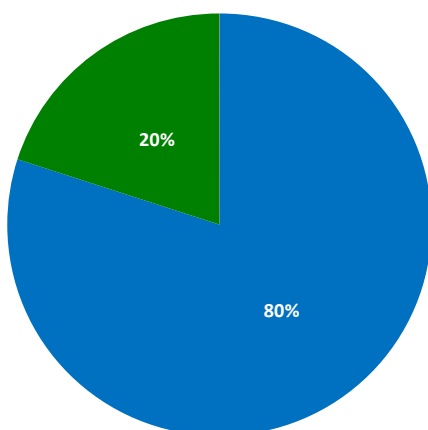
■ Excellent ■ Very Good ■ Neutral ■ Fair ■ Poor

Consent



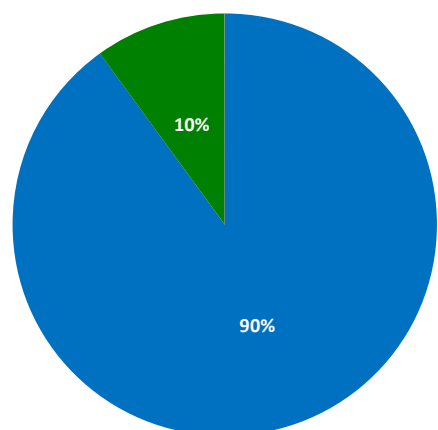
■ Excellent ■ Very Good ■ Neutral ■ Fair ■ Poor

Flexible Nasendoscopy



■ Excellent ■ Very Good ■ Neutral ■ Fair ■ Poor

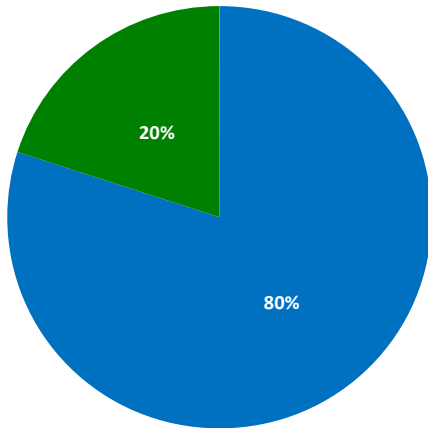
Ear, Nose & Neck Examination



■ Excellent ■ Very Good ■ Neutral ■ Fair ■ Poor

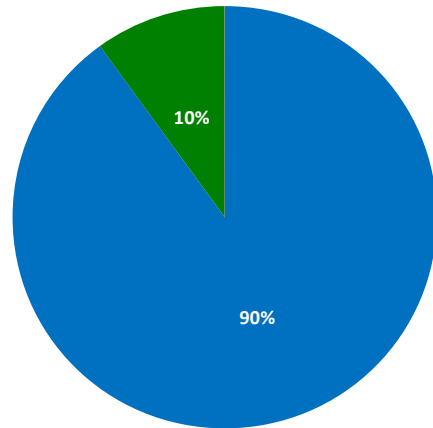
# Overall Teaching Feedback

Hearing & Balance



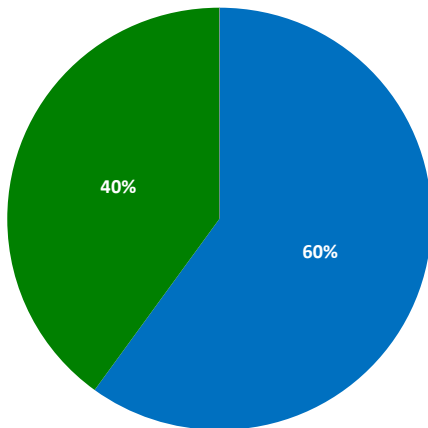
■ Excellent ■ Very Good ■ Neutral ■ Fair ■ Poor

How were the facilities and venue?



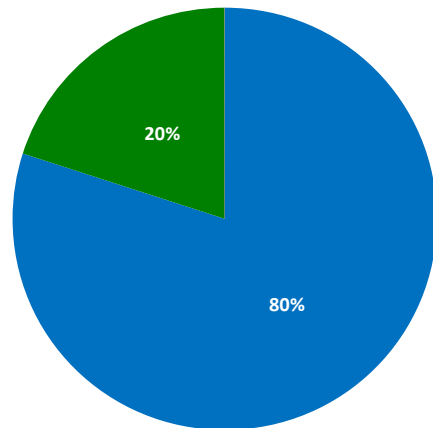
■ Excellent ■ Good ■ Neutral ■ Fair ■ Poor

How were the refreshments and lunch?



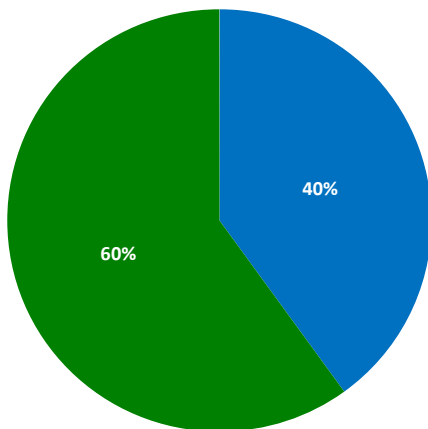
■ Excellent ■ Good ■ Neutral ■ Fair ■ Poor

How was the general friendliness of the faculty and organisers?



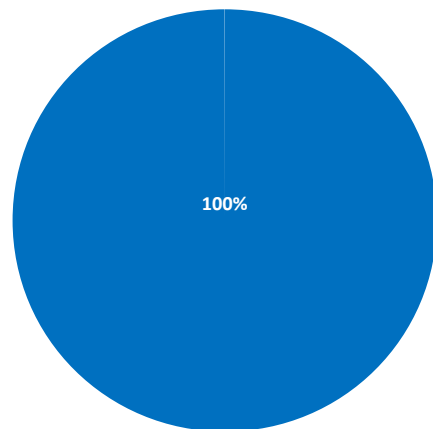
■ Very friendly ■ Friendly ■ Neutral  
■ Not very friendly ■ Can't comment

Did you stay in the Doctors Academy Institute Campus?



■ Yes ■ No

Would you recommend this course to a friend?

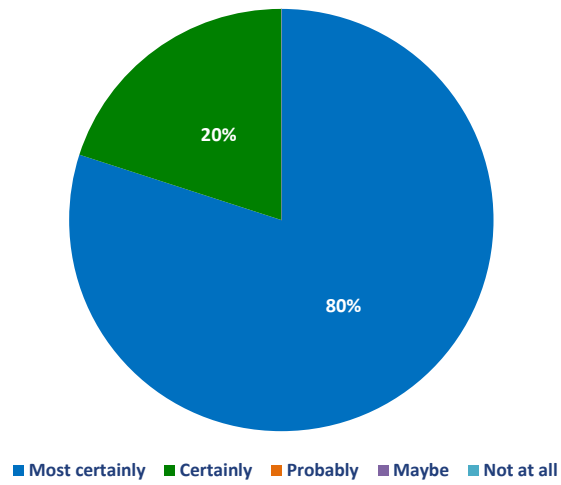


■ Most certainly ■ Certainly ■ Probably ■ May consider ■ Not at all



## Overall Teaching Feedback

Do you think that this course provided good value for money?



## Individual Comments

Very good.

**WP**

***Countess of Chester Hospital, Chester***

It was a very good course and I would recommend it to everyone sitting for the exam. The refreshments were excellent.

**FA**

***Ysbyty Gwynedd, Bangor***

In one day you covered almost the entire topic in a well structured manner. Gave enough time to interact and clear our doubts. The thing I liked the most is you made each one of us practice our communication stations and corrected our mistakes.

**GM**

***KIMS Alshifa Healthcare Pvt Ltd, Perinthalmanna, Kerala***

Excellent course I would happily attend again but hopefully won't need to.

**JA**

***Morrison Hospital, Swansea***

I will certainly recommend must have course before appearing in Exam especially for overseas doctors who don't know the UK system especially the final session of 2 hour drill of exam gave you confidence in the real exam and they tell you your mistakes in the feedback.

**AM**

***Shalamar Hospital Lahore Pakistan***

I liked the faculty in general , very helpful , and tried their best in span of 1 day.

**FB**

***King Hamad University Hospital of Bahrain***



# DOCTORS ACADEMY

BETTER EDUCATION. BETTER HEALTH.

Doctors Academy is a UK-based International Non-Profit Organisation comprising of doctors, dentists and scientists that undertakes a diverse range of educational activities globally. The aim of the Academy is to disseminate information and exchange medical knowledge between professionals from diverse backgrounds working in a variety of healthcare settings. This is achieved by the provision of a number of attendance courses, publishing house, online resources and international events/ competitions.

## Courses (a selection):

### Undergraduate:

- Final Year Medicine and Surgical Revision Courses
- Training the Clinical Anatomy Trainer
- Clinical Anatomy as Applied to Trauma and Emergency Medicine
- Surgical Anatomy of Important Operative Procedures
- Future Surgeons: Key Skills (RCSEd delivered)
- Structured Introduction to Surgical Skills

### Postgraduate:

- MRCS Part A
- MRCEM Part A
- MRCS Part B OSCE
- DOHNS: Intensive Revision & OSCE
- Intercollegiate Basic Surgical Skills (RCSEd delivered)
- MRCP PACES Part 2
- FRCS (General Surgery) Exit Exam
- Cadaveric Ultrasound-Guided Musculoskeletal Intervention Course
- Ultrasound-Assisted Botulinum Toxin Injection for Neuromuscular Disorders
- Live Advanced Laparoscopic Colorectal Course



## Forthcoming key events:

- **International Medical Summer School**  
*Manchester, 6<sup>th</sup> to 10<sup>th</sup> August 2018*
- **International Academic and Research Conference**  
*Manchester, 11<sup>th</sup> August 2018*
- **World University Anatomy Challenge**  
*Manchester, 9<sup>th</sup> and 10<sup>th</sup> August 2018*

## Publications



[publications.doctorsacademy.org](http://publications.doctorsacademy.org)

## World Journal of Medical Education & Research



Peer-reviewed academic journal  
with ISSN.

- No fee to view, read and download articles
- No subscription charges
- No submission fees
- No manuscript processing fee
- No publishing fee
- No cost to read, write or publish!

[wjmer.co.uk](http://wjmer.co.uk)

## Online Revision Resources

DoctorExams consists of 1000s of questions with detailed explanations in MCQ, EMQ, SBA and SAQ formats. Questions are written by the Doctors Academy group of experienced clinicians and clinical academics, with mock exams and feedback on performance included to aid a candidate's focused revision of topics. Based on past exams, these questions are carefully crafted to suit the requirements of undergraduate students & postgraduate trainees undertaking relevant speciality exams.

### Resources for:

- Medical Students
- Dental Students
- International Entrance Exams
- MRCS Exams
- General Surgery Exams
- Plastic Surgery Exams
- DOHNS Exams

[www.doctorexams.co.uk](http://www.doctorexams.co.uk)

# [www.doctorsacademy.org](http://www.doctorsacademy.org)