

**Cardiff MRCS OSCE Course:
Clinical Examination and
Communication Skills**

Feedback - September 2020

Cardiff MRCS OSCE Course: Clinical Examination and Communication Skills

This intensive one-day revision course covered the clinical examination and communication skills components of the MRCS Part B exam. The course aimed to consolidate the trainee's understanding of the clinical consultation skills component of the exam, and aided the trainee's ability to perform clinical examinations efficiently and present the findings to the examiner in a systematic yet concise manner. The forenoon session covered all the important clinical examinations that are tested in the exam and the afternoon session was dedicated to structured interviews, communication skills workstations, and information giving / information gathering / breaking bad news. About 6-8 patient-centred clinical scenarios were used to reflect the situations experienced in everyday practice; these scenarios were also in line with what is commonly tested in the exam. There was the opportunity for every participant to participate in performing clinical examinations and to engage in role-play scenarios.

Course Information

Course Date:	13th September 2020
Venue:	Outpatient Department, University Hospital of Wales, Cardiff
Attendance:	32 Delegates
Aimed at:	Delegates looking to take their membership to the Royal College of Surgeons Part B exam.
Course Fee:	£195.00

Surgical trainees can apply to be sponsored by ASIT to receive a bursary to attend this course.



Course Programme

0840 - 0850 Registration

0850 - 0905 Introduction to the Course and Grouping of Candidates

0910 - 1300 (With Refreshment Break from 1100 - 1120)

Clinical Examination Sessions

Candidates were divided into small groups and taken through the following clinical examinations on simulated patients:

- Examination of the abdomen and abdominal organs
- Examination of cranial nerves
- Examination of varicose veins
- Examination of the arterial system
- Examination of the cardiorespiratory system
- Examination of the hip and knee
- Examination of the shoulder and back

1300 - 1345

Lunch Break

1350 - 1715 (With Refreshment Break from 1530 - 1550)

Clinical Consultation Skills Sessions (Communication Skills)

These stations will consist of, amongst others:

- Information giving and information gathering
- Challenging situation/patient
- Difficult consultation
- Breaking bad news
- Explaining a diagnosis or discussing management options
- Consent in surgery
- Telephone communication

1715 - 1730 Summary and Feedback

1740 End of Course

Faculty

Tutors

Mr Ayush Singh, MBBS, MS (Orth), DNB (Orth), MRCS

Speciality Registrar in Trauma and Orthopaedics
All Wales Deanery

Mr Conor Keogh, MBBCh BAO, MSc, MRCS

Clinical Research Fellow in Neurosurgery
University of Oxford

Mr Darren Yap, MRCS, DOHNS

Speciality Registrar in Otolaryngology
Wexham Park Hospital, Slough

Mr Joseph Merola, MRCS (Eng)

Clinical Fellow in Neurosurgery
University Hospital of Wales, Cardiff

Mr Naveen Mathai, MBBS, MS, DNB, MRCS (Eng), FRCS (JSCFE)

Speciality Registrar and Senior Clinical Fellow
University Hospital of Wales, Cardiff

Miss Sophie Lewis, BMBS, MRCS

Speciality Trainee in Paediatric Surgery
Bristol Royal Hospital for Children, Bristol

Miss Sumera Baloch, MBBS, MRCS

Speciality Trainee in General Surgery
Wrexham Maelor Hospital, Wrexham

Ms Swati Bhasin, MRCS

Speciality Trainee in Surgery
Royal Wolverhampton Hospitals NHS Foundation Trust

Miss Zoe James, MBBCh, MRCS

Speciality Registrar in Neurosurgery
University Hospital of Wales, Cardiff

Trainee Tutors

Miss Francesca Solari, MBChB, MRCS

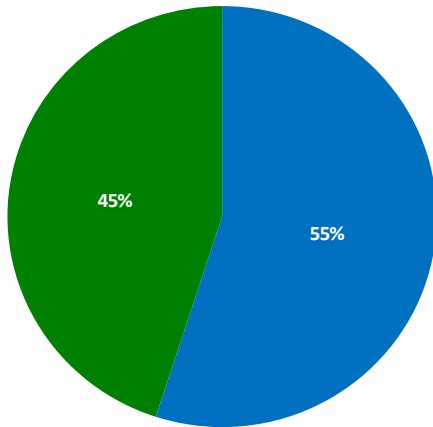
Speciality Trainee in Trauma and Orthopaedics
Morriston Hospital, Swansea

Mr Vikram Kandhari, MBBS, MRCS

Speciality Doctor in Trauma and Orthopaedics
Cardiff and Vale University Health Board

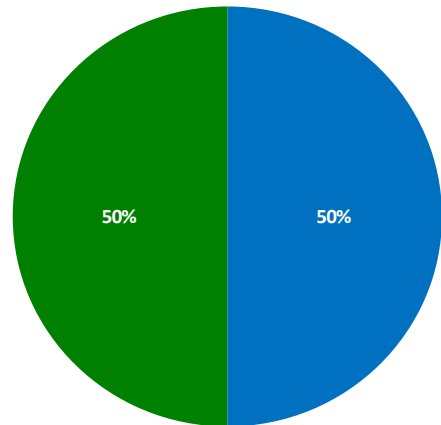
Overall Feedback

How was the content of the course?



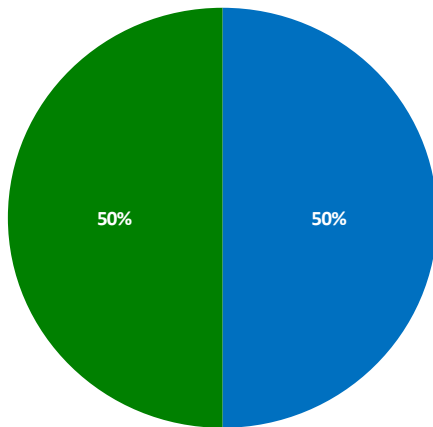
■ Excellent ■ Very Good ■ Neutral ■ Fair ■ Poor

How was the clarity of demonstrations?



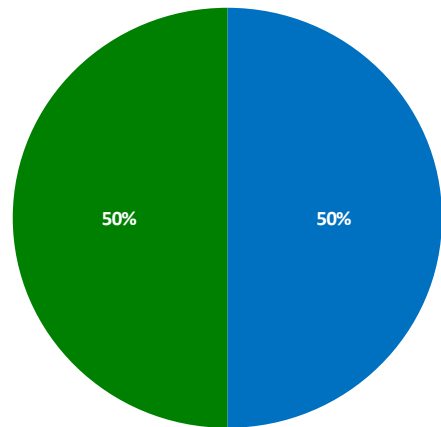
■ Excellent ■ Very Good ■ Neutral ■ Fair ■ Poor

How was the clarity of demonstrations?



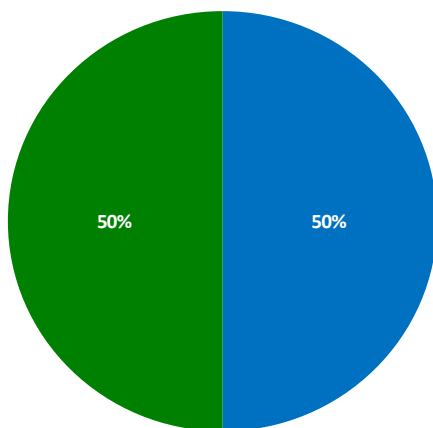
■ Excellent ■ Very Good ■ Neutral ■ Fair ■ Poor

How was the clarity of demonstrations?



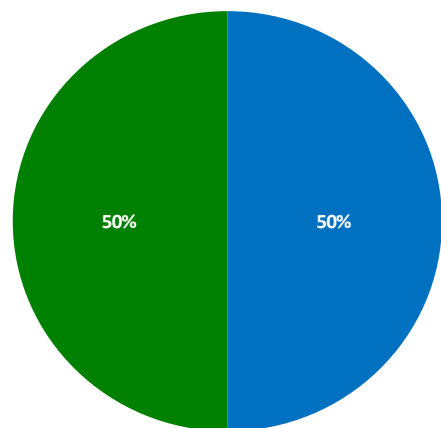
■ Excellent ■ Very Good ■ Neutral ■ Fair ■ Poor

How was the clarity of demonstrations?



■ Excellent ■ Very Good ■ Neutral ■ Fair ■ Poor

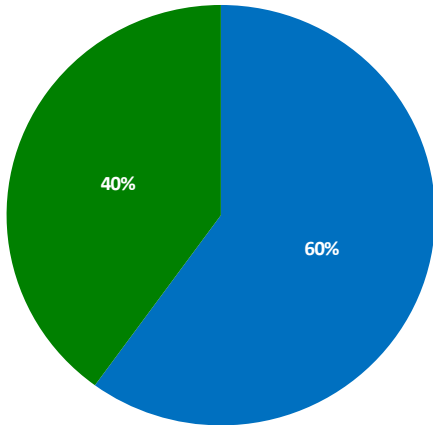
How was the clarity of demonstrations?



■ Excellent ■ Very Good ■ Neutral ■ Fair ■ Poor

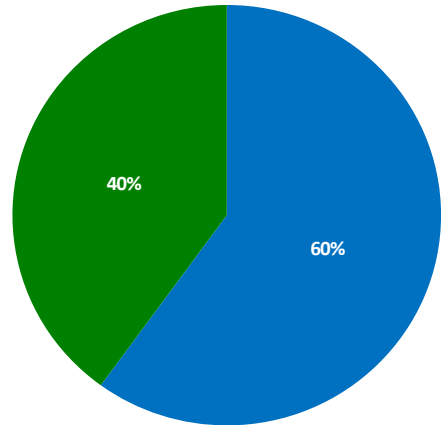
Overall Feedback

Cranial Nerves



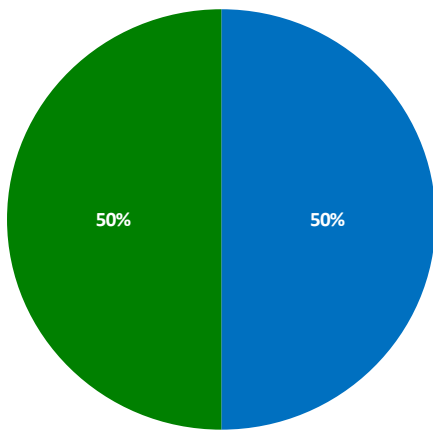
■ Excellent ■ Good ■ Neutral ■ Fair ■ Poor

Cranial Nerves



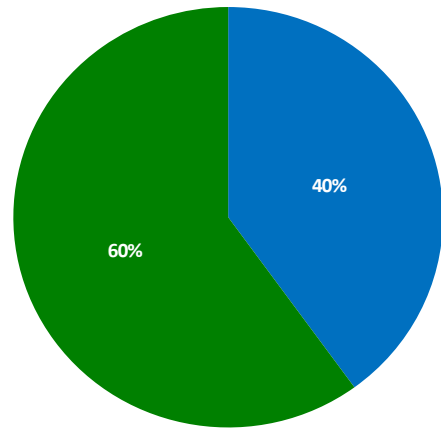
■ Excellent ■ Good ■ Neutral ■ Fair ■ Poor

Abdomen



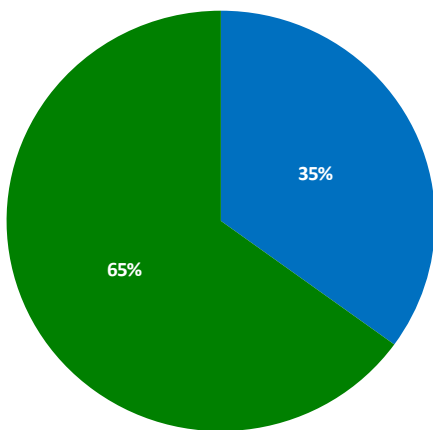
■ Excellent ■ Good ■ Neutral ■ Fair ■ Poor

Hip



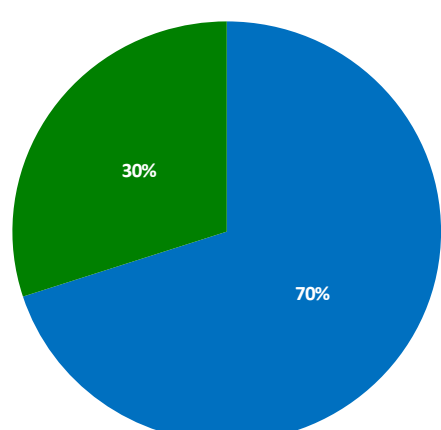
■ Excellent ■ Good ■ Neutral ■ Fair ■ Poor

Knee



■ Excellent ■ Good ■ Neutral ■ Fair ■ Poor

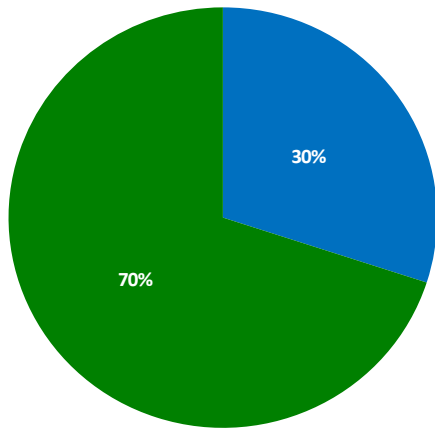
Shoulder



■ Excellent ■ Good ■ Neutral ■ Fair ■ Poor

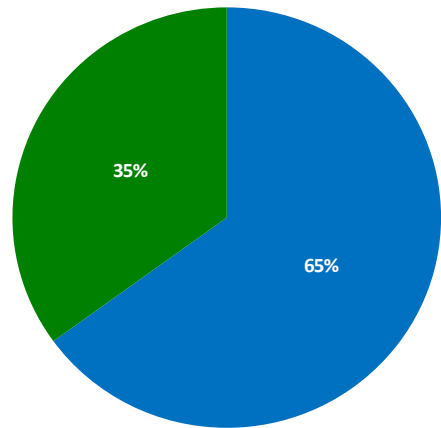
Overall Feedback

Back



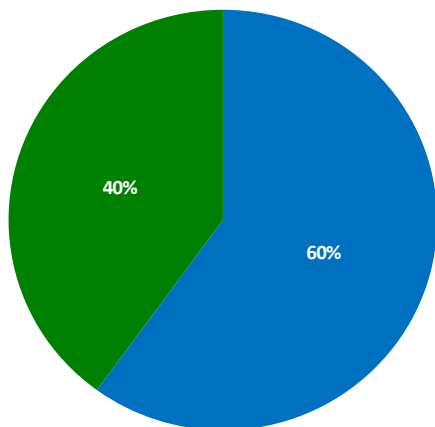
■ Excellent ■ Good ■ Neutral ■ Fair ■ Poor

History Taking for Breast Lump and Breast Cancer



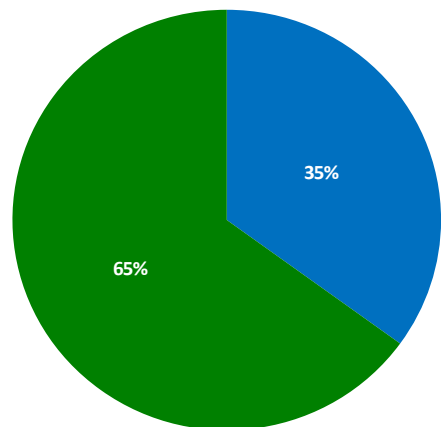
■ Excellent ■ Good ■ Neutral ■ Fair ■ Poor

Consenting for Laparoscopic Cholecystectomy



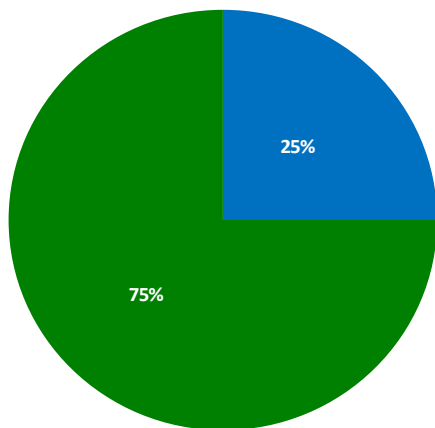
■ Excellent ■ Good ■ Neutral ■ Fair ■ Poor

Carcinoid Syndrome



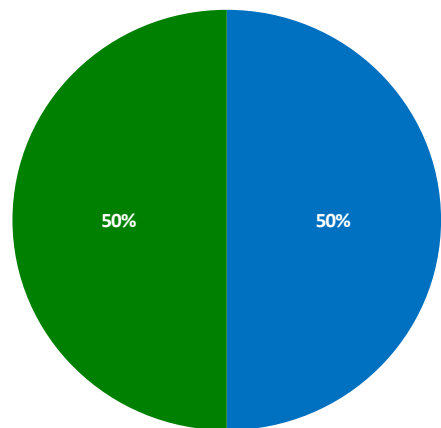
■ Excellent ■ Good ■ Neutral ■ Fair ■ Poor

Consenting for Cerebral Angiogram



■ Excellent ■ Good ■ Neutral ■ Fair ■ Poor

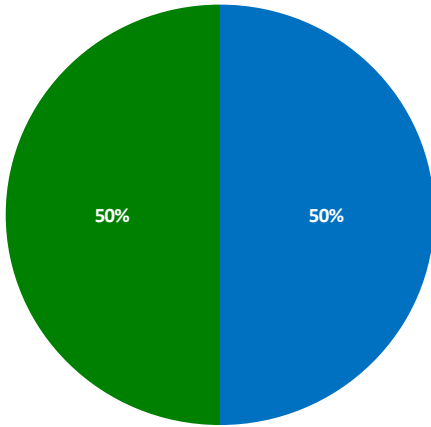
Breaking Bad News on Brain Tumour (Glioblastoma Multiforme)



■ Excellent ■ Good ■ Neutral ■ Fair ■ Poor

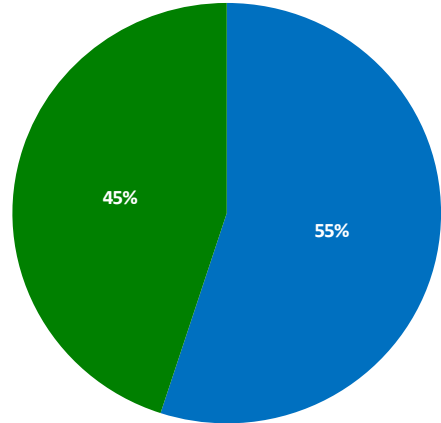
Overall Feedback

Cancelled Operation (Thyroidectomy)



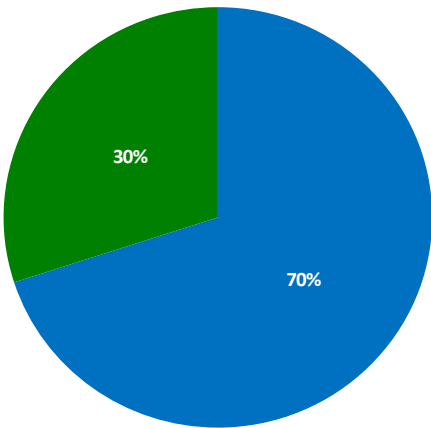
■ Excellent ■ Good ■ Neutral ■ Fair ■ Poor

History Taking for PR Bleed and Colorectal Cancer



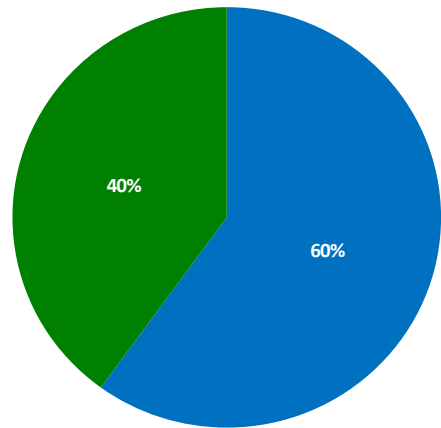
■ Excellent ■ Good ■ Neutral ■ Fair ■ Poor

Would you recommend this course to a friend?



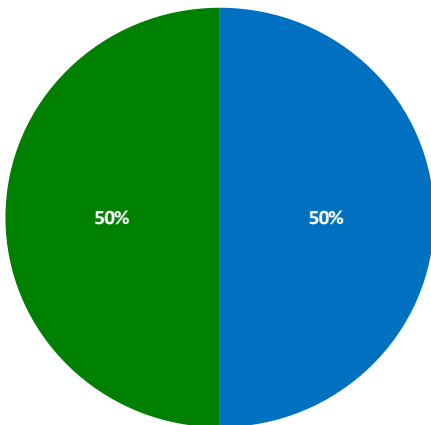
■ Most certainly ■ Certainly ■ Neutral ■ May be ■ Don't think so

Do you think that this course provided good value for money?



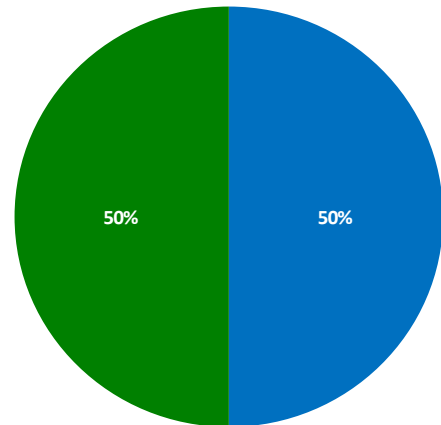
■ Most certainly ■ Certainly ■ Neutral ■ May be ■ Don't think so

How were the facilities and venue?



■ Excellent ■ Good ■ Neutral ■ Fair ■ Poor

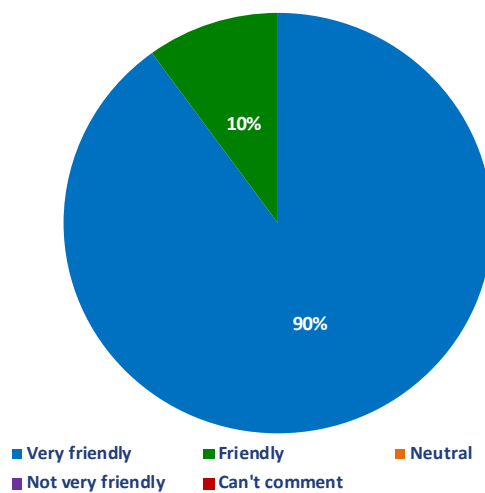
How were the refreshments and lunch?



■ Excellent ■ Good ■ Neutral ■ Fair ■ Poor

Overall Feedback

How was the general friendliness of the faculty and organisers?



Individual Comments

Useful course.

AP
John Radcliffe Hospital, Oxford, UK

Excellent course. Well organised lectures and useful OSCE.

AS
Newham General Hospital, London, UK

Good.

SA
Barking Havering and Redbridge Hospitals NHS Trust, UK

Excellent.

JS
Wirral University Teaching Hospital NHS Foundation Trust, UK

A fantastic course that has helped focus revision and go through things in detail that is difficult with ongoing COVID pandemic.

JH
Torbay District General Hospital, Torquay, UK

Great faculty who were keen and enthusiastic to teach and go over any doubts. Worth it. Thank you Prof Enoch and team for your hard work arranging the course to happen during COVID.

HM
Derriford Hospital, Plymouth, UK

Fantastic.

PP
Derriford Hospital, Plymouth, UK

In five intense days we've covered most of the syllabus for the exam, this I would never have achieved on my own. I got the general idea of what I need to review and lots of tips about station strategy either from recently examined peers or former examiners. The pre- and post-course resources are of very good quality and invaluable for further revision. Price for all five days may seem high but given the amount of human resources, use of cadavers and quality and amount of insider information I feel it was a good investment. The course considerably increased the probability of success - my impression is that by attending this course my chances to pass the exam have increased by 30-50%.

JD
Whipps Cross University Hospital, London, UK

I enjoyed every bit of the course. It was a very high yield course covering important topics. The faculty were easily approachable, friendly and supportive. They identified strengths and weaknesses for a candidate to build on ahead of the exam. It gave me the much required confidence ahead of the exam.

AA
Southend University Hospital NHS Foundation Trust, UK

Individual Comments

Very thorough and well thought out. Faculty were approachable and understood what was expected for the exam.

CJ
Morrison Hospital, Swansea, UK



DOCTORS ACADEMY

BETTER EDUCATION. BETTER HEALTH.

Doctors Academy is a UK-based International Non-Profit Organisation comprising of doctors, dentists and scientists that undertakes a diverse range of educational activities globally. The aim of the Academy is to disseminate information and exchange medical knowledge between professionals from diverse backgrounds working in a variety of healthcare settings. This is achieved by the provision of a number of attendance courses, publishing house, online resources and international events / competitions.

Courses (a selection):

Undergraduate:

- Final Year Medicine and Surgical Revision Courses
- Training the Clinical Anatomy Trainer
- Clinical Anatomy as Applied to Trauma and Emergency Medicine
- Surgical Anatomy of Important Operative Procedures
- Future Surgeons: Key Skills (RCSEd delivered)
- Structured Introduction to Surgical Skills

Postgraduate:

- MRCS Part A
- MRCEM Part A
- MRCS Part B OSCE
- DOHNS: Intensive Revision & OSCE
- Intercollegiate Basic Surgical Skills (RCSEd delivered)
- MRCP PACES Part 2
- FRCS (General Surgery) Exit Exam
- Cadaveric Ultrasound-Guided Musculoskeletal Intervention Course
- Ultrasound-Assisted Botulinum Toxin Injection for Neuromuscular Disorders
- Live Advanced Laparoscopic Colorectal Course



Forthcoming key events:

- International Medical Summer School
- International Academic and Research Conference
- World University Anatomy Challenge

Publications



publications.doctorsacademy.org

World Journal of Medical Education & Research



Peer-reviewed academic journal with ISSN.

- No fee to view, read and download articles
- No subscription charges
- No submission fees
- No manuscript processing fee
- No publishing fee
- No cost to read, write or publish!

wjmer.co.uk

Online Revision Resources

DoctorExams consists of 1000s of questions with detailed explanations in MCQ, EMQ, SBA and SAQ formats. Questions are written by the Doctors Academy group of experienced clinicians and clinical academics, with mock exams and feedback on performance included to aid a candidate's focused revision of topics. Based on past exams, these questions are carefully crafted to suit the requirements of undergraduate students & postgraduate trainees undertaking relevant speciality exams.

Resources for:

- Medical Students
- Dental Students
- International Entrance Exams
- MRCS Exams
- General Surgery Exams
- Plastic Surgery Exams
- DOHNS Exams

www.doctorexams.co.uk

www.doctorsacademy.org