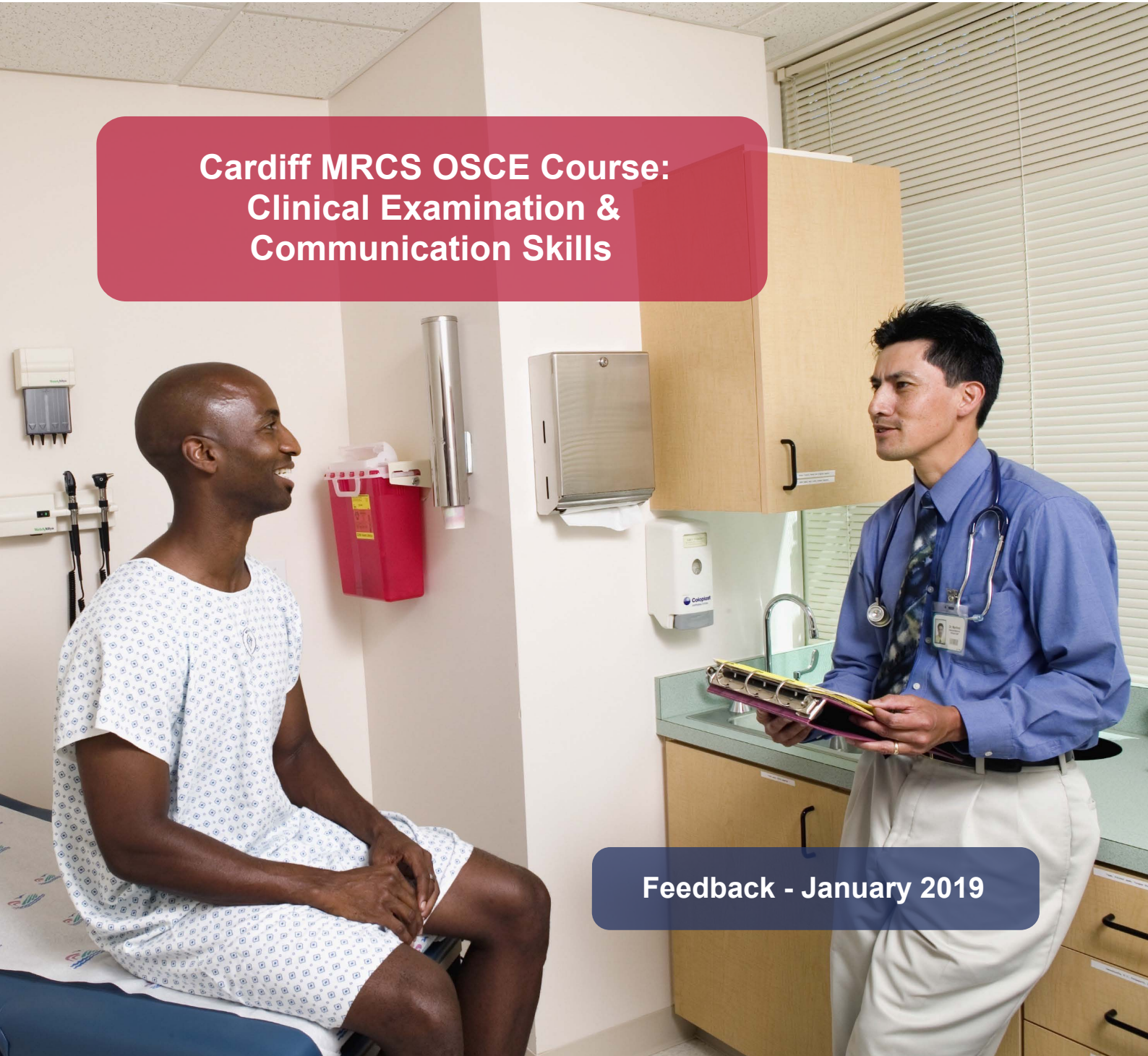




# DOCTORS ACADEMY

BETTER EDUCATION. BETTER HEALTH.

## Cardiff MRCS OSCE Course: Clinical Examination & Communication Skills



Feedback - January 2019

## Cardiff MRCS OSCE: Clinical Examination & Communication Skills

This intensive one-day revision course covered the clinical examination and communication components of the MRCS Part B exam, placing special emphasis on clinical consultation skills.

The course aimed to consolidate the delegates' understanding of the clinical consultation skills component of the exam. It also intended to aid the delegates' ability to perform clinical examinations efficiently by encouraging them to present their findings to the examiner in a systematic yet concise manner.

The morning session covered all of the important clinical examinations which are tested in the exam while the afternoon session was dedicated to communication skills workstations, structured interviews, and practical skills. Six patient-centred clinical scenarios were used to reflect the situations experienced in everyday practice. These scenarios are in line with what is commonly tested in the MRCS exam. A total of 31 candidates attended the course and their feedback has been collated in this document.

### Course Information

<b>Course date:</b>	<b>20<sup>th</sup> January 2019</b>
<b>Venue:</b>	<b>Outpatient Department, University Hospital of Wales, Cardiff</b>
<b>Attendance:</b>	<b>31 Delegates</b>
<b>Aimed at:</b>	<b>Delegates looking to take their membership to the Royal College of Surgeons Part B exam.</b>
<b>Course fee:</b>	<b>£195.00</b>



Surgical trainees can apply to be sponsored by ASiT to receive a bursary to attend this course.



## Course Programme

<b>0840 - 0850</b>	Registration
<b>0850 - 0905</b>	Introduction to course and grouping of candidates
<b>0910 - 1300</b>	(with refreshment break from 1100 – 1120)

### Clinical Examination Sessions

Candidates were divided into small groups and taken through the following clinical examinations on simulated patients:

- Examination of abdomen and abdominal organs
- Examination of hernia
- Examination of varicose veins
- Examination of arterial system
- Examination of cardiorespiratory system
- Examination of hip and knee
- Examination of shoulder and back

**1300 - 1345**

**Lunch Break**

<b>1350 - 1715</b>	(with refreshment break from 1530 - 1550)
--------------------	---

### Clinical Consultation Skills Sessions (Communication Skills)

These stations will consist of, amongst others:

- Information giving and information gathering
- Challenging situation/patient
- Difficult consultation
- Breaking bad news
- Explaining a diagnosis or discussing management options
- Consent in surgery
- Telephone communication

<b>1715 - 1730</b>	Summary and Feedback
--------------------	----------------------

<b>1740</b>	End of Course
-------------	---------------

# Faculty

## Tutors

**Mr Darren Yap, MRCS, DOHNS**

Specialist Registrar in Otolaryngology  
Wexham Park Hospital, Slough

**Mr Kevin Conway, MB BCh, MD, FRCS (Gen Surg)**

Consultant Vascular Surgeon  
Royal Glamorgan Hospital

**Mr Ronak Ved, MBBCh, BSc, MRCS**

Registrar in Neurosurgery  
University Hospital of Wales

**Professor Stuart Enoch, MBBS, MRCSEd, MRCS (Eng), PGCert (Med Sci), PhD**

Consultant in Surgical Studies  
Doctors Academy

**Mr Tom Combella, MBBCh, MRCS**

Speciality Registrar in Cardiothoracic Surgery  
University Hospital of Wales, Cardiff

**Miss Yan Mei Goh, MBChB, MRCS, PGDip Clin Ed. PhD**

Research Fellow - Imperial College  
Specialist Registrar in General Surgery Oxford Deanery  
Lecturer and Surgical Tutor - Doctors Academy

## Trainee Tutors

**Mr Louai Abdeh, MRCS**

Specialist Trainee in Surgery  
Manchester Royal Infirmary, Manchester

**Miss Mona Kamal, MBChB, MRCS**

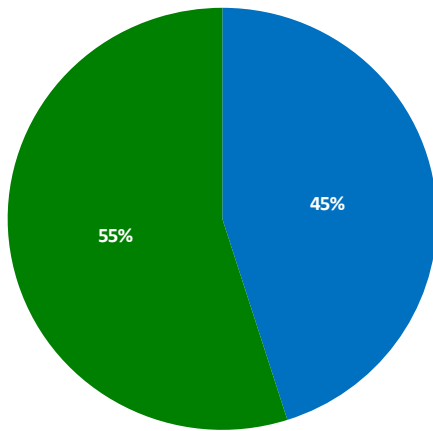
Specialist Trainee in Surgery  
Queen Elizabeth Hospital, Birmingham

**Miss Zoe James, MBBCh, BSc, MRCS**

Specialist Trainee in Surgery  
University Hospital of Wales, Cardiff

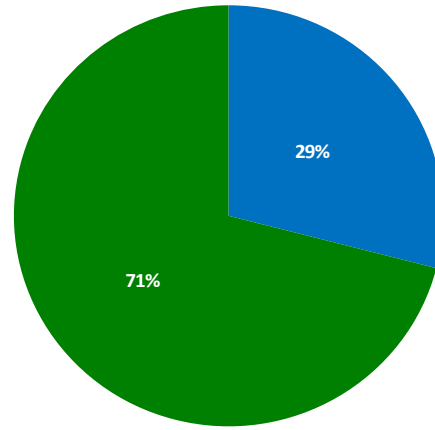
# Overall Teaching Feedback

How was the content of the course?



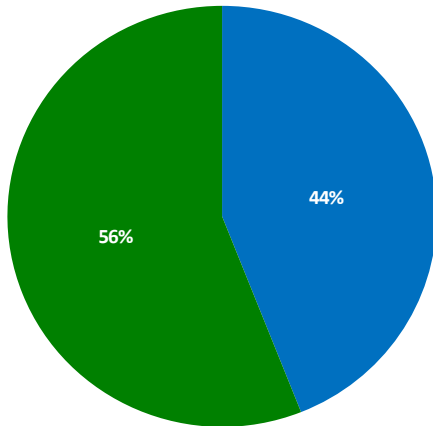
■ Excellent ■ Very good ■ Neutral ■ Fair ■ Poor

How was the clarity of demonstrations?



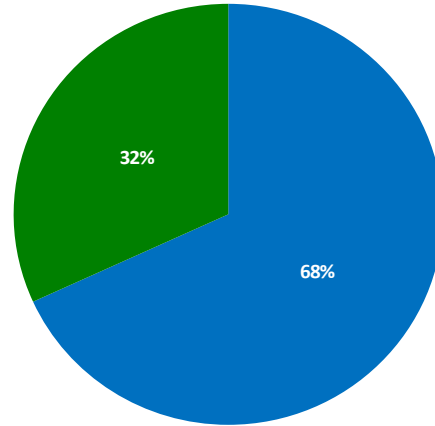
■ Excellent ■ Very good ■ Neutral ■ Fair ■ Poor

Did you get sufficient time to learn in every station?



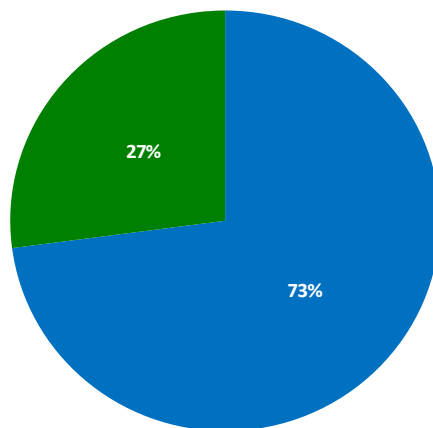
■ Most Certainly ■ Certainly ■ Neutral ■ Limited ■ Not at all

How would you rate the general academic standard of the faculty?



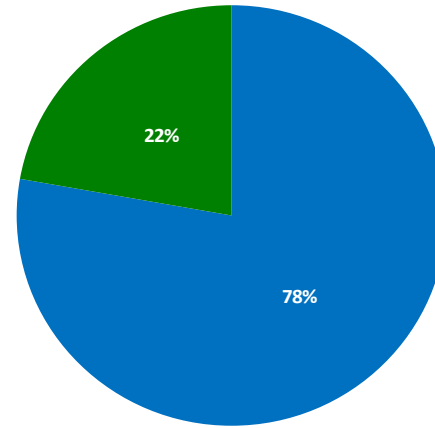
■ Excellent ■ Very good ■ Neutral ■ Fair ■ Poor

Vascular (venous)



■ Excellent ■ Good ■ Neutral ■ Fair ■ Poor

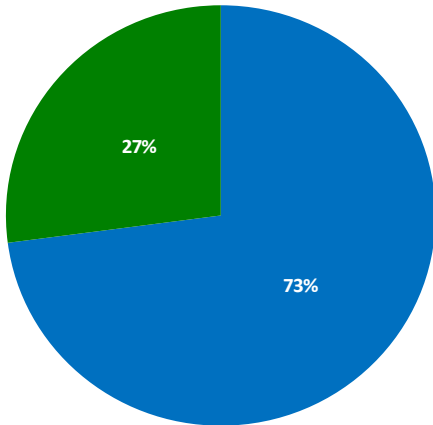
Vascular (arterial)



■ Excellent ■ Good ■ Neutral ■ Fair ■ Poor

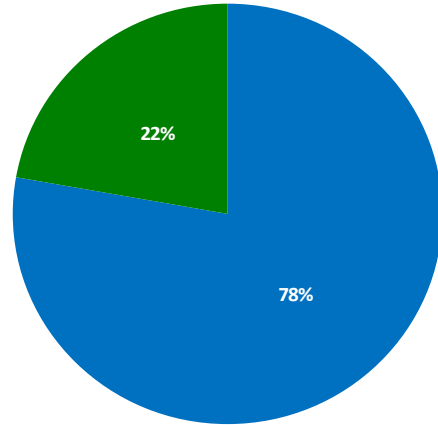
# Overall Teaching Feedback

Orthopaedic Stations



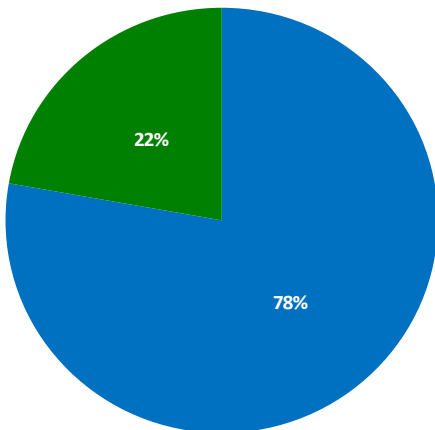
■ Excellent ■ Good ■ Neutral ■ Fair ■ Poor

Neck



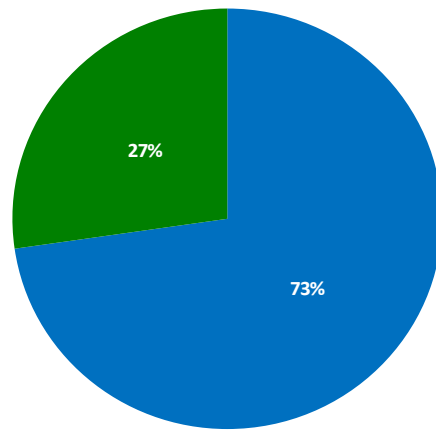
■ Excellent ■ Good ■ Neutral ■ Fair ■ Poor

Cranial Nerves



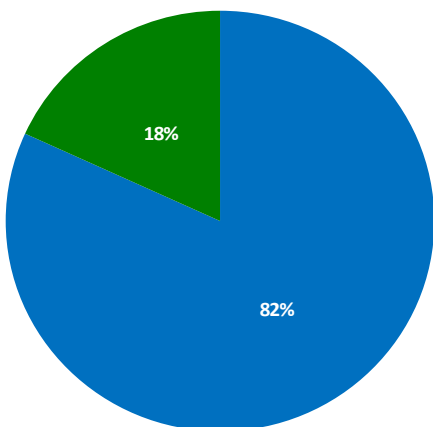
■ Excellent ■ Good ■ Neutral ■ Fair ■ Poor

Oral examination/Submandibular gland



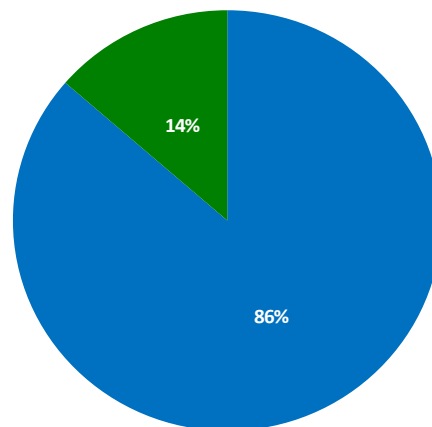
■ Excellent ■ Good ■ Neutral ■ Fair ■ Poor

Abdomen



■ Excellent ■ Good ■ Neutral ■ Fair ■ Poor

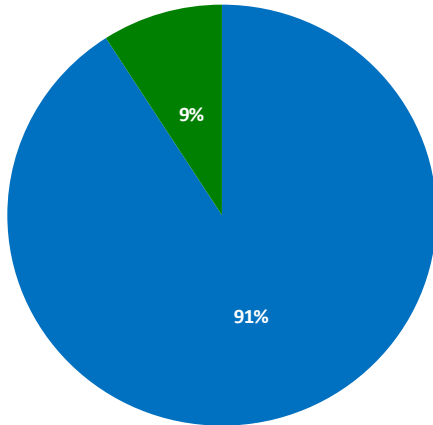
Cardiovascular and Respiratory System



■ Excellent ■ Good ■ Neutral ■ Fair ■ Poor

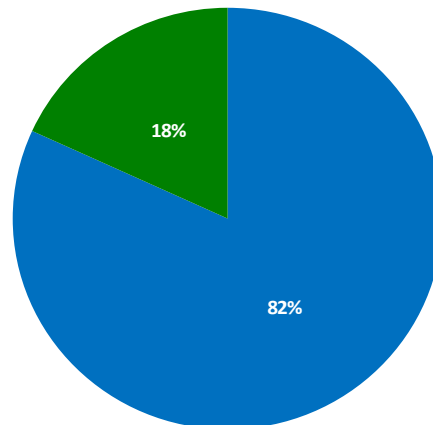
# Overall Teaching Feedback

Peripheral vascular disease



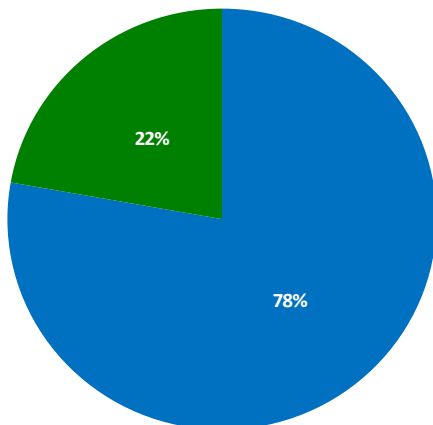
■ Excellent ■ Good ■ Neutral ■ Fair ■ Poor

Delay in providing results (Carcinoid of Appendix)



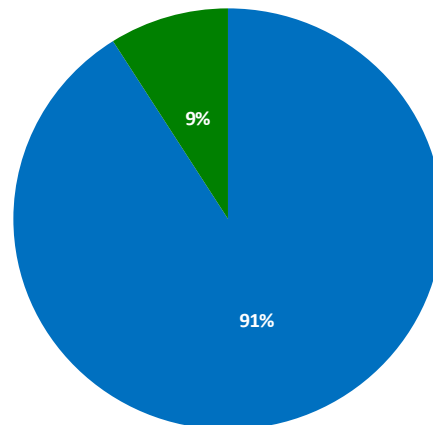
■ Excellent ■ Good ■ Neutral ■ Fair ■ Poor

Cancelled operation (thyroidectomy)



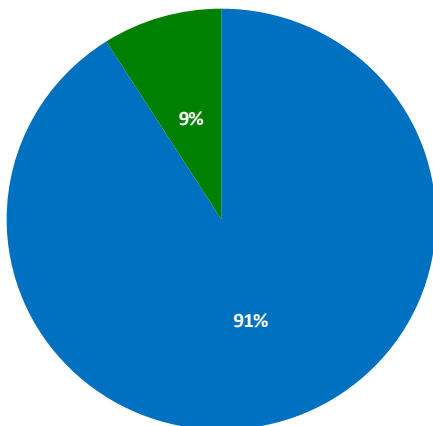
■ Excellent ■ Good ■ Neutral ■ Fair ■ Poor

History taking for PR bleed and Colorectal cancer



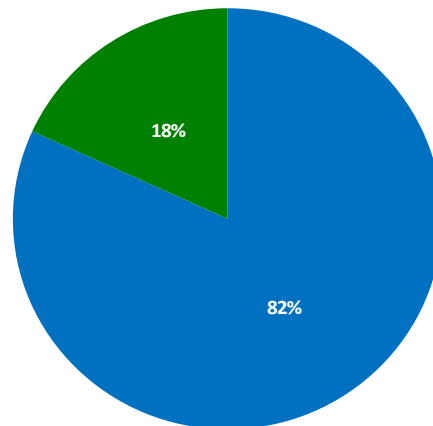
■ Excellent ■ Good ■ Neutral ■ Fair ■ Poor

History taking for breast lump and breast cancer



■ Excellent ■ Good ■ Neutral ■ Fair ■ Poor

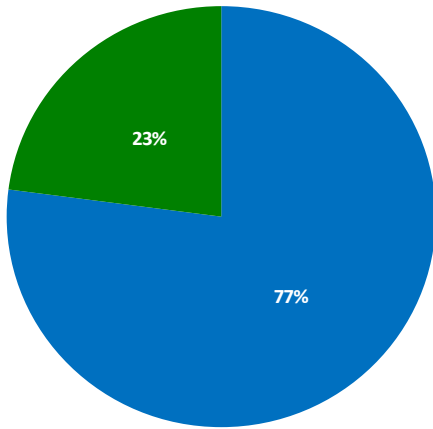
Ethics scenario (Splenectomy)



■ Excellent ■ Good ■ Neutral ■ Fair ■ Poor

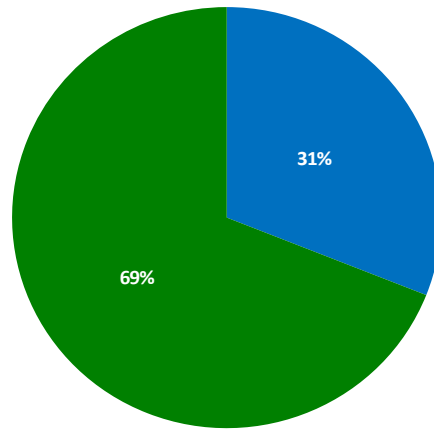
# Overall Teaching Feedback

Discharge against medical advice



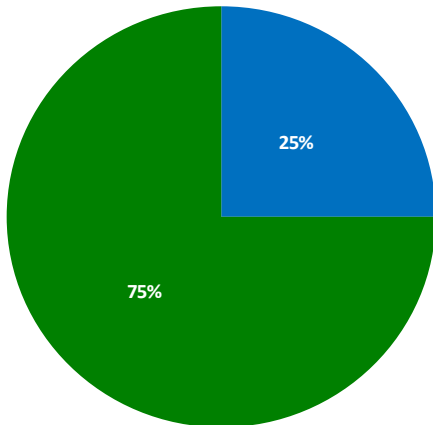
■ Excellent ■ Good ■ Neutral ■ Fair ■ Poor

Would you recommend this course to a friend?



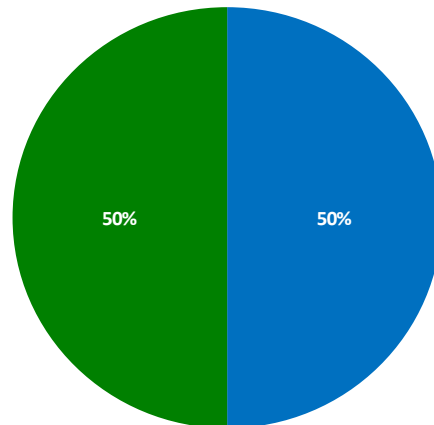
■ Most certainly ■ Certainly ■ Neutral ■ Maybe ■ Don't think so

Do you think that this course provided good value for money?



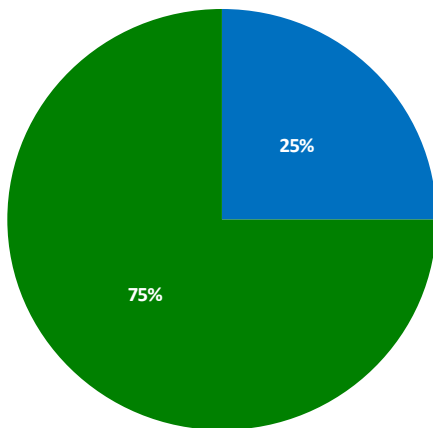
■ Most certainly ■ Certainly ■ Neutral ■ Maybe ■ Don't think so

How were the facilities and venue?



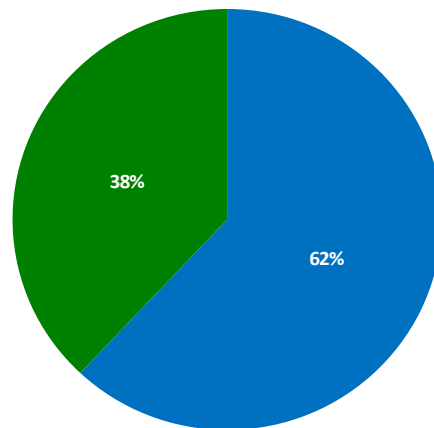
■ Excellent ■ Good ■ Neutral ■ Fair ■ Poor

How were the refreshments and lunch?



■ Excellent ■ Good ■ Neutral ■ Fair ■ Poor

How was the general friendliness of the faculty and organisers?



■ Very friendly ■ Friendly ■ Neutral  
■ Not very friendly ■ Can't comment



## Individual Comments

Good.

**AS**  
*Queen Elizabeth Medical Centre, Birmingham*

Exhausting, satisfied with vast amount of reinforced knowledge.

**MZ**  
*Queen Elizabeth Medical Centre, Birmingham*

Excellent. I wish I had the opportunity to sit one more prior to my exam. It was extremely helpful.

**KH**  
*Gloucestershire Hospitals NHS Foundation Trust, United Kingdom, Europe*

Very good.

**SP**  
*Columbia Asia Hospital, Pune, India*

It was excellent.

**AB**  
*Southmead Hospital, Bristol*

It was an enjoyable experience. I would highly recommend it.

**EC**  
*St Helier Hospital, Carshalton*

Great - thank you.

**LH**  
*Musgrove Park Hospital, Taunton*

Excellent.

**AP**  
*Medway NHS Trust, United Kingdom, Europe*

Incredible anatomy course. As good as I was told by my colleagues. Would highly recommend the anatomy session to everyone.

**PR**  
*Frimley Park Hospital, Frimley*



# DOCTORS ACADEMY

BETTER EDUCATION. BETTER HEALTH.

Doctors Academy is a UK-based International Non-Profit Organisation comprising of doctors, dentists and scientists that undertakes a diverse range of educational activities globally. The aim of the Academy is to disseminate information and exchange medical knowledge between professionals from diverse backgrounds working in a variety of healthcare settings. This is achieved by the provision of a number of attendance courses, publishing house, online resources and international events/ competitions.

## Courses (a selection):

### Undergraduate:

- Final Year Medicine and Surgical Revision Courses
- Training the Clinical Anatomy Trainer
- Clinical Anatomy as Applied to Trauma and Emergency Medicine
- Surgical Anatomy of Important Operative Procedures
- Future Surgeons: Key Skills (RCSEd delivered)
- Structured Introduction to Surgical Skills

### Postgraduate:

- MRCS Part A
- MRCEM Part A
- MRCS Part B OSCE
- DOHNS: Intensive Revision & OSCE
- Intercollegiate Basic Surgical Skills (RCSEd delivered)
- MRCP PACES Part 2
- FRCS (General Surgery) Exit Exam
- Cadaveric Ultrasound-Guided Musculoskeletal Intervention Course
- Ultrasound-Assisted Botulinum Toxin Injection for Neuromuscular Disorders
- Live Advanced Laparoscopic Colorectal Course



## Forthcoming key events:

- International Medical Summer School
- International Academic and Research Conference
- World University Anatomy Challenge

## Publications



[publications.doctorsacademy.org](http://publications.doctorsacademy.org)

## World Journal of Medical Education & Research



Peer-reviewed academic journal  
with ISSN.

- No fee to view, read and download articles
- No subscription charges
- No submission fees
- No manuscript processing fee
- No publishing fee
- No cost to read, write or publish!

[wjmer.co.uk](http://wjmer.co.uk)

## Online Revision Resources

DoctorExams consists of 1000s of questions with detailed explanations in MCQ, EMQ, SBA and SAQ formats. Questions are written by the Doctors Academy group of experienced clinicians and clinical academics, with mock exams and feedback on performance included to aid a candidate's focused revision of topics. Based on past exams, these questions are carefully crafted to suit the requirements of undergraduate students & postgraduate trainees undertaking relevant speciality exams.

### Resources for:

- Medical Students
- Dental Students
- International Entrance Exams
- MRCS Exams
- General Surgery Exams
- Plastic Surgery Exams
- DOHNS Exams

[www.doctorexams.co.uk](http://www.doctorexams.co.uk)

# [www.doctorsacademy.org](http://www.doctorsacademy.org)