

**Cardiff MRCS OSCE Course:  
Clinical Examination and  
Communication Skills**

**Feedback - February 2020**

## Cardiff MRCS OSCE Course: Clinical Examination and Communication Skills

This intensive one-day revision course covered the clinical examination and communication skills components of the MRCS Part B exam. The course aimed to consolidate the trainee's understanding of the clinical consultation skills component of the exam, and aided the trainee's ability to perform clinical examinations efficiently and present the findings to the examiner in a systematic yet concise manner. The forenoon session covered all the important clinical examinations that are tested in the exam and the afternoon session was dedicated to structured interviews, communication skills workstations, and information giving / information gathering / breaking bad news. About 6-8 patient-centred clinical scenarios were used to reflect the situations experienced in everyday practice; these scenarios were also in line with what is commonly tested in the exam. There was the opportunity for every participant to participate in performing clinical examinations and to engage in role-play scenarios.

### Course Information

<b>Course Date:</b>	<b>2<sup>nd</sup> February 2020</b>
<b>Venue:</b>	<b>Outpatient Department, University Hospital of Wales, Cardiff</b>
<b>Attendance:</b>	<b>36 Delegates</b>
<b>Aimed at:</b>	<b>Delegates looking to take their membership to the Royal College of Surgeons Part B exam.</b>
<b>Course Fee:</b>	<b>£195.00</b>



Surgical trainees can apply to be sponsored by ASiT to receive a bursary to attend this course.





## Course Programme

**0840 - 0850** Registration

**0850 - 0905** Introduction to the Course and Grouping of Candidates

**0910 - 1300** (With Refreshment Break from 1100 - 1120)

### Clinical Examination Sessions

Candidates were divided into small groups and taken through the following clinical examinations on simulated patients:

- Examination of the abdomen and abdominal organs
- Examination of cranial nerves
- Examination of varicose veins
- Examination of the arterial system
- Examination of the cardiorespiratory system
- Examination of the hip and knee
- Examination of the shoulder and back

**1300 - 1345**

**Lunch Break**

**1350 - 1715** (With Refreshment Break from 1530 - 1550)

### Clinical Consultation Skills Sessions (Communication Skills)

These stations will consist of, amongst others:

- Information giving and information gathering
- Challenging situation/patient
- Difficult consultation
- Breaking bad news
- Explaining a diagnosis or discussing management options
- Consent in surgery
- Telephone communication

**1715 - 1730** Summary and Feedback

**1740** End of Course

# Faculty

## Tutors

**Mr Arnav Sahu, MBBS, MRCS, MS (Orthopaedics)**

Speciality Registrar in Orthopaedics  
Wrightington, Wigan and Leigh NHS Foundation Trust

**Mr Ayush Singh, MBBS, MS (Orth), DNB (Orth), MRCS**

Speciality Registrar in Trauma and Orthopaedics  
All Wales Deanery

**Mr James Olivier, BMBS, BMedSci, MRCS**

Speciality Trainee in General Surgery  
Musgrove Park Hospital, Taunton

**Mr Joseph Merola, MRCS (Eng)**

Clinical Fellow in Neurosurgery  
University Hospital of Wales, Cardiff

**Mr Kevin Conway, MBBCh, MD, FRCS (Gen Surg)**

Consultant Vascular Surgeon  
Royal Glamorgan Hospital, Llantrisant

**Mr Mike Rees, MBChB, MRCS, FRCS**

Consultant in Breast Surgery  
Nevill Hall Hospital, Abergavenny

**Mr Sasan Dehbozorgi, BSc (Hons), MBBS, MRCS (Eng)**

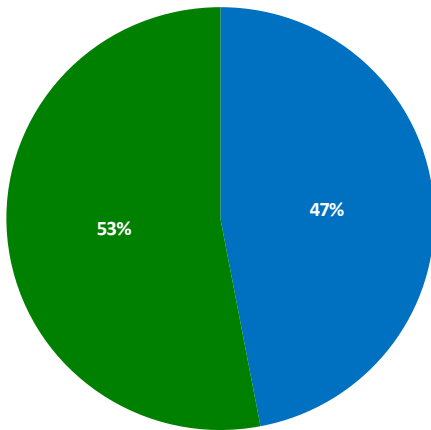
Speciality Trainee in Orthopaedic Surgery  
Nevill Hall Hospital, Abergavenny

**Mr Tom Combellack, MBBCh, MRCS**

Speciality Registrar in Cardiothoracic Surgery  
University Hospital of Wales, Cardiff

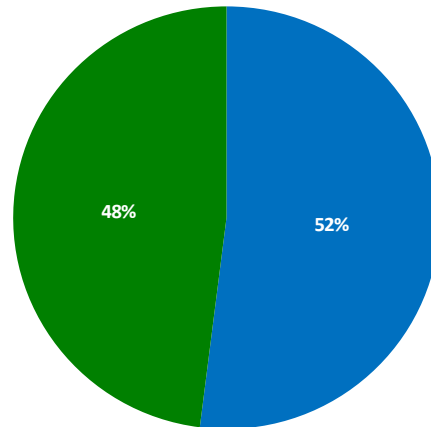
# Overall Teaching Feedback

How was the content of the course?



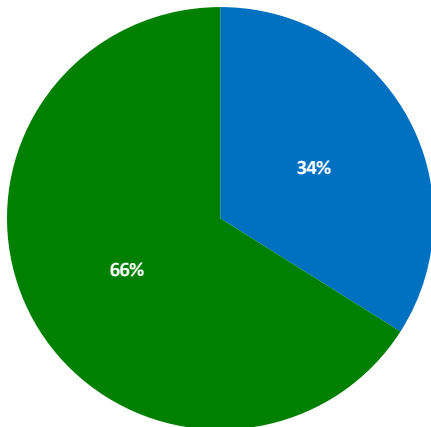
■ Excellent ■ Very good ■ Neutral ■ Fair ■ Poor

How was the clarity of demonstrations?



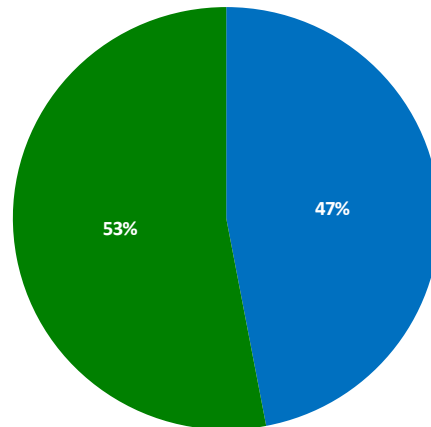
■ Excellent ■ Very good ■ Neutral ■ Fair ■ Poor

Did you get sufficient time to learn in every station?



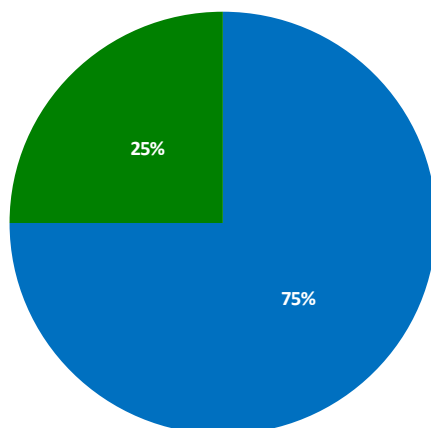
■ Most certainly ■ Certainly ■ Neutral ■ Limited ■ Not at all

How would you rate the general academic standard of the faculty?



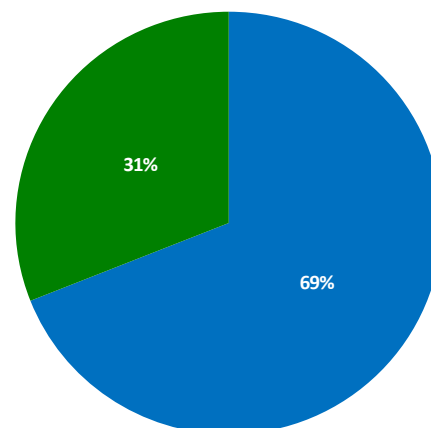
■ Excellent ■ Very good ■ Average ■ Fair ■ Poor

Vascular (Venous)



■ Excellent ■ Good ■ Neutral ■ Fair ■ Poor

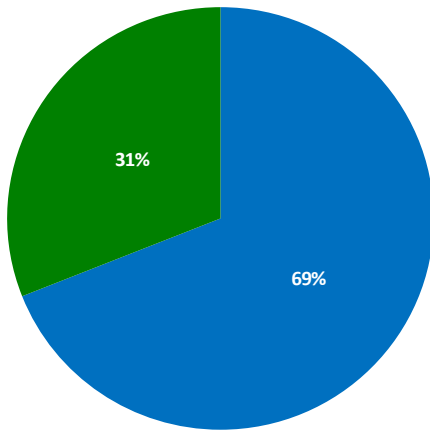
Vascular (Arterial)



■ Excellent ■ Good ■ Neutral ■ Fair ■ Poor

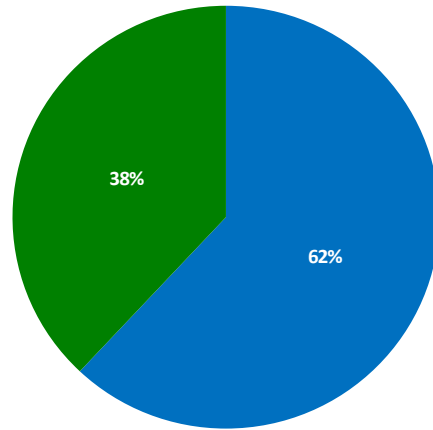
# Overall Teaching Feedback

Cranial Nerves



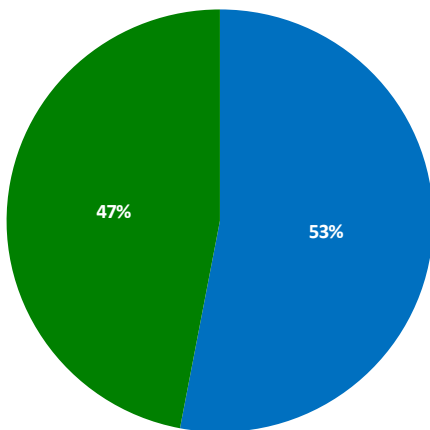
■ Excellent ■ Good ■ Neutral ■ Fair ■ Poor

Cardiovascular and Respiratory Systems



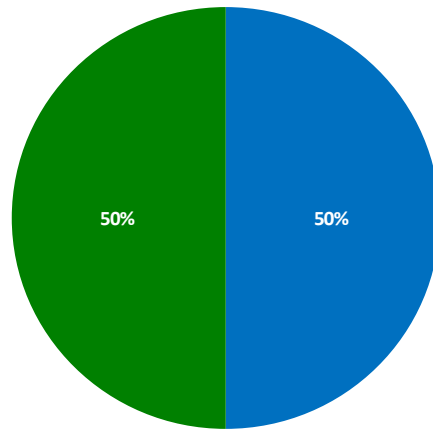
■ Excellent ■ Good ■ Neutral ■ Fair ■ Poor

Abdomen



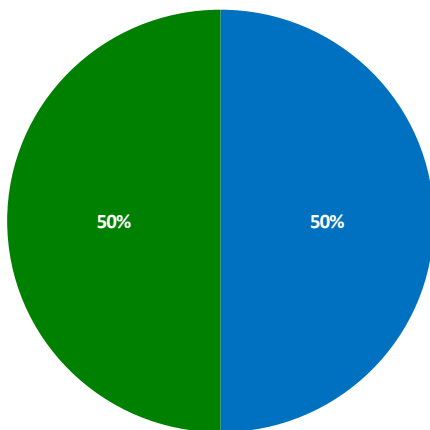
■ Excellent ■ Good ■ Neutral ■ Fair ■ Poor

Hip



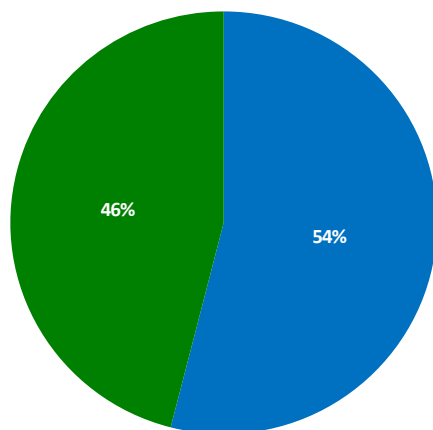
■ Excellent ■ Good ■ Neutral ■ Fair ■ Poor

Knee



■ Excellent ■ Good ■ Neutral ■ Fair ■ Poor

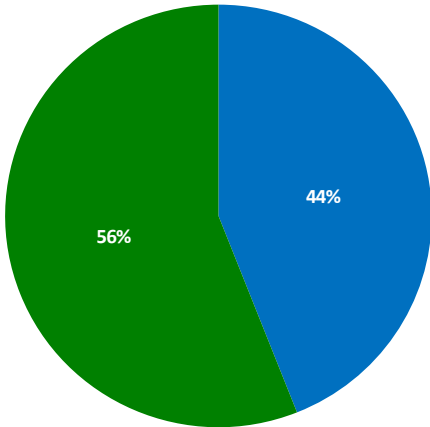
Shoulder



■ Excellent ■ Good ■ Neutral ■ Fair ■ Poor

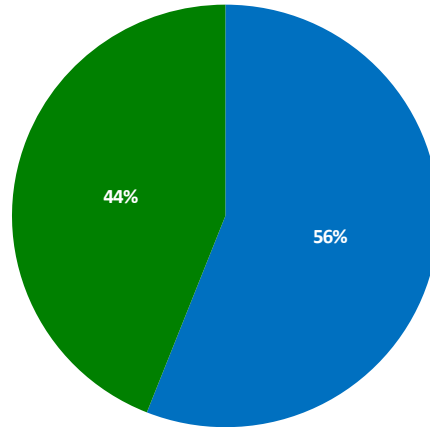
# Overall Teaching Feedback

Back



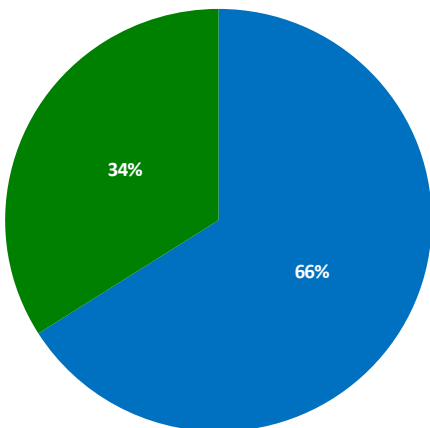
■ Excellent ■ Good ■ Neutral ■ Fair ■ Poor

Peripheral Vascular Disease



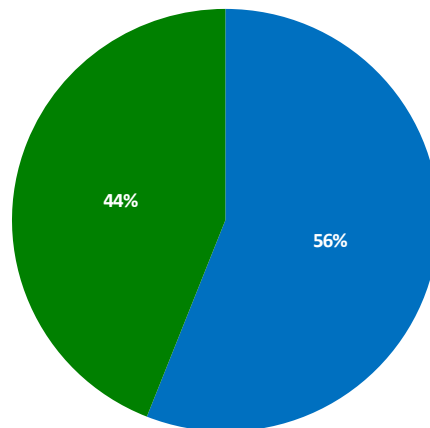
■ Excellent ■ Good ■ Neutral ■ Fair ■ Poor

History Taking for Breast Lump and Breast Cancer



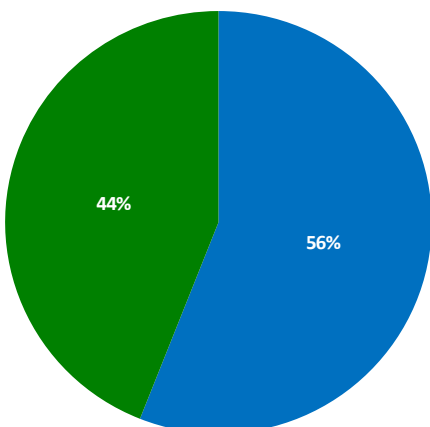
■ Excellent ■ Good ■ Neutral ■ Fair ■ Poor

Self-Discharge



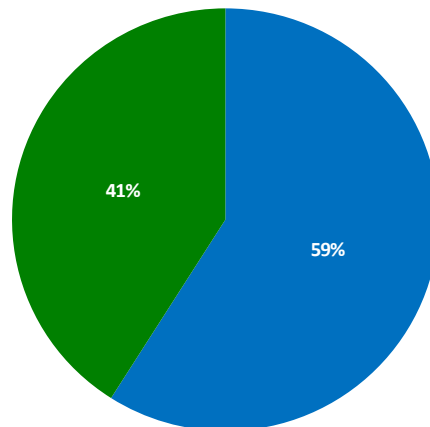
■ Excellent ■ Good ■ Neutral ■ Fair ■ Poor

Carcinoid Syndrome



■ Excellent ■ Good ■ Neutral ■ Fair ■ Poor

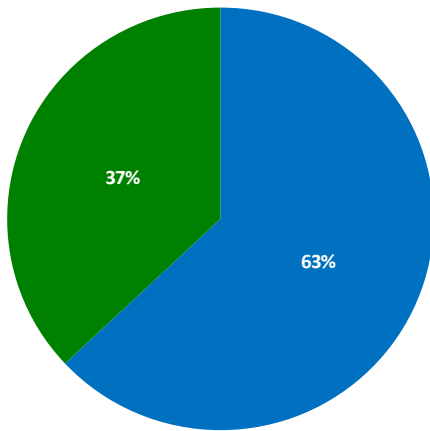
Consenting for Cerebral Angiogram



■ Excellent ■ Good ■ Neutral ■ Fair ■ Poor

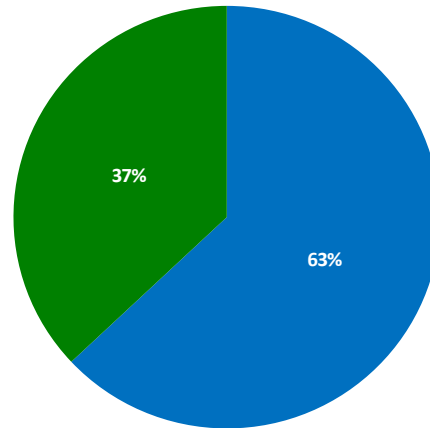
# Overall Teaching Feedback

Breaking Bad News on Brain Tumour (Glioblastoma Multiforme)



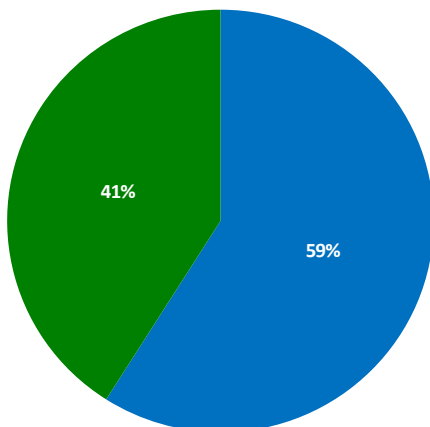
■ Excellent ■ Good ■ Neutral ■ Fair ■ Poor

Cancelled Operation (Thyroidectomy)



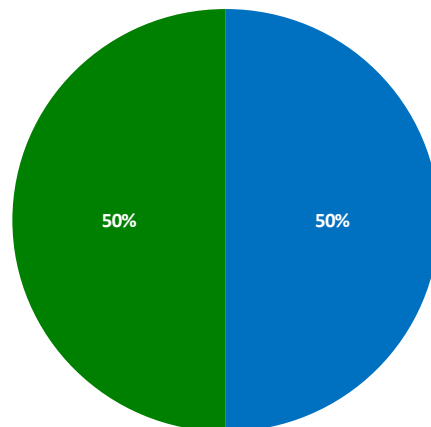
■ Excellent ■ Good ■ Neutral ■ Fair ■ Poor

History Taking for PR Bleed and Colorectal Cancer



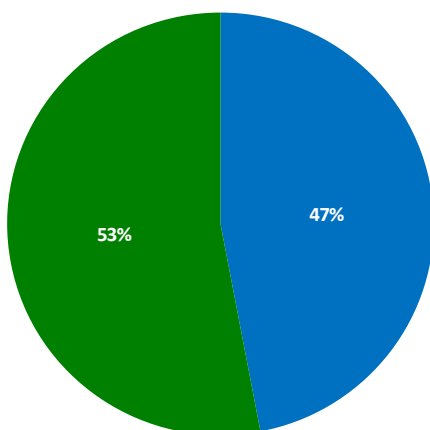
■ Excellent ■ Good ■ Neutral ■ Fair ■ Poor

Would you recommend this course to a friend?



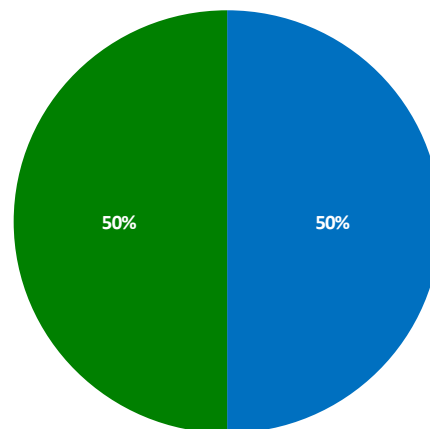
■ Most certainly ■ Certainly ■ Neutral ■ Maybe ■ Don't think so

Do you think that this course provided good value for money?



■ Most certainly ■ Certainly ■ Neutral ■ Maybe ■ Don't think so

How were the facilities and venue?

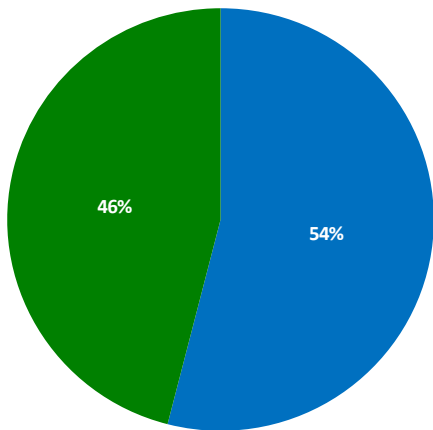


■ Excellent ■ Good ■ Neutral ■ Fair ■ Poor



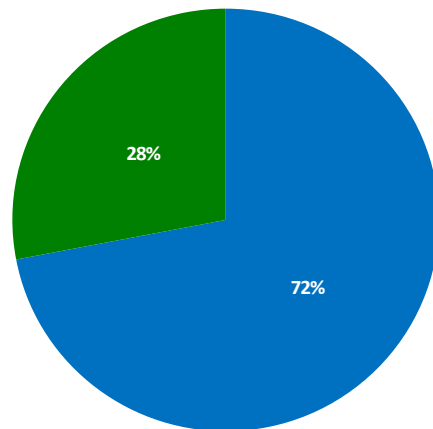
# Overall Teaching Feedback

How were the refreshments and lunch?



■ Excellent ■ Good ■ Neutral ■ Fair ■ Poor

How was the general friendliness of the faculty and organisers?



■ Very friendly ■ Friendly ■ Neutral  
■ Not very friendly ■ Can't comment

## Individual Comments

Excellent.

**MK**

*Northern Lincolnshire and Goole NHS Foundation Trust, United Kingdom*

This was an excellent course. It was very intensive, but it was worth it.

**AR**

*Western Sussex Hospitals NHS Foundation Trust, United Kingdom*

Excellent.

**DM**

It was good and worth it.

**NH**

*University Hospitals Coventry and Warwickshire NHS Trust, United Kingdom*

It was great.

**JF**

*Buckinghamshire Hospitals NHS Trust, United Kingdom*

Overall, this was an excellent course and I would definitely recommend it.

**HL**

*Gloucestershire Royal Hospital, Gloucester, United Kingdom*

It was excellent. It provided me with the chance to do focused revision for the course. In addition, it inspired me to become involved in the teaching of surgery when I return to my native country later this year.

**TA**

*North Cumbria University Hospitals NHS Trust, United Kingdom*

The course was generally very helpful.

**JV**

*Leicester General Hospital, Leicester, United Kingdom*

I liked it; it was good value for money, the staff and atmosphere were friendly, it was a nice hospital, and the food was good. I would be happy to come again.

**AD**

*Doncaster and Bassetlaw Teaching Hospitals NHS Foundation Trust, United Kingdom*

## Individual Comments

Good.

**MG**

*Royal Gwent Hospital, Newport, United Kingdom*

It was very positive.

**SL**

*Southmead Hospital, Bristol, United Kingdom*

This was an excellent, intensive course.

**MM**

*John Radcliffe Hospital, Oxford, United Kingdom*

Overall, my experience was positive, especially during the anatomy days.

**ZJ**

*University Hospital of Wales, Cardiff, United Kingdom*

This course provided beneficial revision for the upcoming MRCS exam.

**KG**

*Southmead Hospital, Bristol, United Kingdom*

This was a great experience.

**KE**

*Worthing Hospital, Worthing, United Kingdom*

This was an excellent course – it was very helpful for MRCS preparation.

**AK**

*North Manchester General Hospital, Manchester, United Kingdom*



# DOCTORS ACADEMY

BETTER EDUCATION. BETTER HEALTH.

Doctors Academy is a UK-based International Non-Profit Organisation comprising of doctors, dentists and scientists that undertakes a diverse range of educational activities globally. The aim of the Academy is to disseminate information and exchange medical knowledge between professionals from diverse backgrounds working in a variety of healthcare settings. This is achieved by the provision of a number of attendance courses, publishing house, online resources and international events / competitions.

## Courses (a selection):

### Undergraduate:

- Final Year Medicine and Surgical Revision Courses
- Training the Clinical Anatomy Trainer
- Clinical Anatomy as Applied to Trauma and Emergency Medicine
- Surgical Anatomy of Important Operative Procedures
- Future Surgeons: Key Skills (RCSEd delivered)
- Structured Introduction to Surgical Skills

### Postgraduate:

- MRCS Part A
- MRCEM Part A
- MRCS Part B OSCE
- DOHNS: Intensive Revision & OSCE
- Intercollegiate Basic Surgical Skills (RCSEd delivered)
- MRCP PACES Part 2
- FRCS (General Surgery) Exit Exam
- Cadaveric Ultrasound-Guided Musculoskeletal Intervention Course
- Ultrasound-Assisted Botulinum Toxin Injection for Neuromuscular Disorders
- Live Advanced Laparoscopic Colorectal Course



## Forthcoming key events:

- International Medical Summer School
- International Academic and Research Conference
- World University Anatomy Challenge

## Publications



[publications.doctorsacademy.org](http://publications.doctorsacademy.org)

## World Journal of Medical Education & Research



Peer-reviewed academic journal  
with ISSN.

- No fee to view, read and download articles
- No subscription charges
- No submission fees
- No manuscript processing fee
- No publishing fee
- No cost to read, write or publish!

[wjmer.co.uk](http://wjmer.co.uk)

## Online Revision Resources

DoctorExams consists of 1000s of questions with detailed explanations in MCQ, EMQ, SBA and SAQ formats. Questions are written by the Doctors Academy group of experienced clinicians and clinical academics, with mock exams and feedback on performance included to aid a candidate's focused revision of topics. Based on past exams, these questions are carefully crafted to suit the requirements of undergraduate students & postgraduate trainees undertaking relevant speciality exams.

### Resources for:

- Medical Students
- Dental Students
- International Entrance Exams
- MRCS Exams
- General Surgery Exams
- Plastic Surgery Exams
- DOHNS Exams

[www.doctorexams.co.uk](http://www.doctorexams.co.uk)

# [www.doctorsacademy.org](http://www.doctorsacademy.org)